

**National Centre For Cell Science
An Autonomous Institute of
Department Of Biotechnology, Govt of India**

NCCS Complex, Savitribai Phule Pune University campus, Ganeshkhind, Shivaji Nagar Pune
411044.

AUDITED STATEMENTS OF ACCOUNT

FOR

F.Y. 2018-2019

AUDITORS

**ASHOK PATIL & ASSOCIATES,
CHARTERED ACCOUNTANTS,**

**Flat No.1, Ranjeet Apartment, Walvekar Nagar, Opp Big Bazar,
Pune, Satara Road, Pune-411009.**

Tel : 020-24227938

admin.dept@apa.org.in

INDEPENDENT AUDITOR'S REPORT

TO
THE DIRECTOR
NCCS Complex, P.B. No.40,
Ganesh Khind P.O.,
Pune-411007

Report on the Financial Statements

We have audited the accompanying standalone financial statements of **National Centre for Cell Science**, (hereinafter referred as "the Centre"), Situated at NCCS Complex, Pune University Campus, Ganesh Khind Road, Pune-411007, which comprise the Balance Sheet as at 31st March, 2019, the Statement of Income and Expenditure Account, Receipt and Payment Statement for the year then ended, and a summary of the significant accounting policies and other explanatory information prepared as per common format of accounts for all autonomous institutes as per letter no. BT/MED/NCCS/ADMN/2002/ Dt. 10th June 2002 of department of biotechnology, New Delhi and Comptroller and Auditor General of India letter no. OA-VII (MISC/CORRES/2002-03-1165 Dt. 16th October 2002.

Management's Responsibility for the Standalone Financial Statements

The Management is responsible for the preparation of these financial statements that give a true and fair view of the financial position, financial performance and receipts and payments of the Centre in accordance with the accounting principles generally accepted in India. This responsibility also includes maintenance of adequate accounting records in accordance with the provisions of the relevant Act for safeguarding the assets of the Centre and for preventing and detecting frauds and other irregularities; selection and application of appropriate accounting policies; making judgments and estimates that are reasonable and prudent; and design, implementation and maintenance of adequate internal financial controls, that were operating effectively for ensuring the accuracy and completeness of the accounting records, relevant to the preparation and presentation of the financial statements that give a true and fair view and are free from material misstatement, whether due to fraud or error.

Auditor's Responsibility

Our responsibility is to express an opinion on these financial statements based on our audit.

We conducted our audit in accordance with the Standards on Auditing issued by The Institute of Chartered Accountants of India. Those Standards require that we comply with ethical requirements and plan and perform the audit to obtain reasonable assurance about whether the financial statements are free from material misstatement.

An audit involves performing procedures to obtain audit evidence about the amounts and the disclosures in the financial statements. The procedures selected depend on the auditor's judgment, including the assessment of the risks of material misstatement of the financial statements, whether due to fraud or error. In making those risk assessments, the auditor considers internal financial control relevant to the Centre's preparation of the financial statements that give a true and fair view in order to design audit procedures that are appropriate in the circumstances, but not for the purpose of expressing an opinion on whether the Centre has in place an adequate internal financial controls system over financial reporting and the operating effectiveness of such controls. An audit also includes evaluating the appropriateness of the accounting policies used and the reasonableness of the accounting estimates made by the Management, as well as evaluating the overall presentation of the financial statements.



We believe that the audit evidence we have obtained is sufficient and appropriate to provide a basis for our audit opinion on the financial statements.

Opinion

We report that;

(a) We have sought and obtained all the information and explanations which to the best of our knowledge and belief were necessary for the purposes of our audit.

(b) In our opinion, proper books of account have been kept by the Centre; so far as it appears from our examination of those books.

(c) The Balance Sheet, Income and Expenditure Statement, and Receipt and Payment Statement dealt with by this Report are in agreement with the books of account maintained by the Centre;


(e) In our opinion, the aforesaid financial statements comply with the Accounting Standards issued by The Institute of Chartered Accountants of India.

(f) Further we state that;

In our opinion and to the best of our information and according to the explanations given to us, the aforesaid financial statements give the information in the manner so required and give a true and fair view in conformity with the accounting principles generally accepted in India, of the state of affairs of the Centre as at 31st March, 2019, and its Statement of Income and Expenditure of the deficit and Receipt and Payment Statement for the year ended on that date.

FOR ASHOK PATIL & ASSOCIATES
CHARTERED ACCOUNTANTS
FIRM REG. NO. 122045W




(SAURABH P. AGRAWAL)
PARTNER
M.NO.131312
UDIN : 19131312AAAAFS8539

Date: 20.08.2019
Place: Pune

NATIONAL CENTRE FOR CELL SCIENCE, PUNE - 411 007.

SCHEDULES FORMING PART OF BALANCE SHEET AS ON 31.03.2019

BALANCE SHEET AS AT 31.03.2019

Amount (Rs.)

CORPUS/CAPITAL FUND AND LIABILITIES	Schedule	2018-19	2017-18
CORPUS/CAPITAL FUND	1	96,05,66,184.13	88,36,44,155.33
GENERAL RESERVE	2	-	-
EARMARKED/ENDOWMENT FUNDS	3	13,52,64,440.81	3,25,95,461.53
CURRENT-LIABILITIES & PROVISIONS	4	9,09,29,698.00	6,86,02,191.00
Total		1,18,67,60,322.94	98,48,41,807.86
ASSETS			
FIXED ASSETS	5	80,87,29,552.98	76,01,52,375.03
INVESMENTS - OTHERS	6	1,000.00	1,000.00
CURRENT ASSETS, LOANS, ADVANCES	7	37,80,29,769.96	22,46,88,432.83
MISCELLANEOUS EXPENDITURES (to the extent not written off or adjusted)			
Total		1,18,67,60,322.94	98,48,41,807.86
SIGNIFICANT ACCOUNTING POLICIES	15		
CONTINGENT LIABILITIES AND NOTES ON ACCOUNTS	16		

The schedules referred to above form an integral part of the Balance Sheet.
This is the Balance Sheet referred to in our report of even date.

EXAMINED AND FOUND CORRECT AS PER BOOKS OF ACCOUNT
PRODUCED AND INFORMATION GIVEN, SUBJECT TO OUR
SEPARATE REPORT OF EVEN DATE

Date: 20.08.2019

Place: Pune

[Signature]
20.8.19
Officer 'C' Accounts
NCCS

[Signature]
20/8/2019
Director
NCCS



FOR ASHOK PATIL & ASSOCIATES
CHARTERED ACCOUNTANTS
FIRM REG. NO. 122045W

[Signature]
(SAURABH P. AGRAWAL)
PARTNER
M.NO.131312

NATIONAL CENTRE FOR CELL SCIENCE, PUNE - 411 007.

SCHEDULES FORMING PART OF BALANCE SHEET AS ON 31.03.2019

INCOME AND EXPENDITURE ACCOUNTS FOR THE YEAR ENDED 31.03.2019

Amount (Rs.)


INCOME	Schedule	2018-19	2017-18
INCOME FROM SALES/SERVICE	8	74,18,818.68	47,31,208.95
GRANTS/SUBSIDIES	9	46,50,00,000.00	42,90,00,000.00
FEES/SUBSCRIPTIONS	10	50,004.00	88,500.00
INTEREST EARNED	11	88,50,499.00	53,49,947.00
OTHER INCOME	12	27,47,804.00	28,71,570.00
TOAL (A)		48,40,67,125.68	44,20,41,225.95
EXPENDITURE			
ESTABLISHMENT EXPENSES	13	22,35,54,023.87	27,30,71,602.79
OTHER ADMINISTRATIVE EXPENSES	14	22,11,98,242.56	18,99,72,410.84
DEPRECIATION	5	11,23,92,830.45	10,38,41,582.15
TOTAL (B)		55,71,45,096.88	56,68,85,595.78
BALANCE BEING SURPLUS/(DEFICIT) CARRIED TO			
CORPUS/CAPITAL FUND		(7,30,77,971.20)	(12,48,44,369.83)
SIGNIFICANT ACCOUNTING POLICIES	15		
CONTINGENT LIABILITIES AND NOTES ON ACCOUNTS	16		

The schedules referred to above form an integral part of the Income & Expenditure Account.
This is the Income & Expenditure Account referred to in our report of even date.

EXAMINED AND FOUND CORRECT AS PER BOOKS OF ACCOUNT
PRODUCED AND INFORMATION GIVEN, SUBJECT TO OUR SEPARATE
REPORT OF EVEN DATE

Date: 20.08.2019

Place: Pune


Officer 'C' Accounts
NCCS


Director
NCCS



FOR ASHOK PATIL & ASSOCIATES
CHARTERED ACCOUNTANTS
FIRM REG. NO. 122045W


(SAURABH P. AGRAWAL)
PARTNER
M.NO.131312

NATIONAL CENTRE FOR CELL SCIENCE, PUNE - 411 007.
RECEIPTS & PAYMENTS ACCOUNTS FOR THE YAER ENDED 31ST MARCH 2019

		Amount (Rs.)			
Receipts	Amounts	Amounts	Payments	Amounts	Amounts
Opening Balance		20,47,33,060.23	Current Liabilities		601505112.82
Bank Accounts			Conti-Welfare Fund	5,000.00	
CD-83	100.00		Hostel Charges Recovery-Payable	1,60,648.00	
SBI, PUNE (DBT JRF CELL)	1,18,493.00		Medical Insurance -Payable	3,56,147.00	
NCCS Bank Accounts			PAYABLE	2,88,256.00	
Axis BANK	2,11,587.00		Duties & Taxes	3,51,51,190.00	
Bank of India - 4911	11,31,87,298.57		Sundry Creditors	40,67,89,327.82	
STATE BANK OF INDIA	2,26,02,795.55		Salary Payable	15,67,18,897.00	
Project Bank Account			Security Deposit	20,35,647.00	
Bank Of India 4912	6,73,12,304.31				
CD 318	12,50,481.80		Fixed Assets		9,37,34,391.40
Cash-in-hand	50,000.00		Library	31,50,589.22	
Current Liabilities		51,56,796.00	Equipments	9,05,83,802.18	
Central Reserve Fund	10,000.00				
Conti-Welfare Fund	6,11,902.00		Current Assets		63,27,893.00
DR Mitra - Leave Salary Payable	3,18,490.00		Loans & Advances (Asset)	62,13,022.00	
Dr Mitra - Pension Contribution Payable	4,75,785.00		Sundry Debtors	1,14,871.00	
PBG- BIOLINX	1,35,000.00				
PBG - M/S MANUP INFRASTRUCTURES	12,310.00		Earmarked Fund		14,47,87,046.36
Sundry Creditors	28,80,559.00				
EMD	3,65,750.00		ESTABLISHMENT EXPENSES		2,53,30,256.87
Student - Caution Money	3,47,000.00		Admin Charges	4,99,318.00	
			Salaries	2,48,30,938.87	
Current Assets		89,59,871.68			
Loans & Advances (Asset)	8,61,836.00		OTHER ADMINISTRATIVE EXPENSES		4,07,86,803.56
Sundry Debtors	80,98,035.68		Bank Charges	15,923.12	
Sales Accounts		30,48,033.00	ELIGIBILITY FEES	9,550.00	
INCOME FROM SALES/SERVICE	11,08,203.00		GST Fees	1,000.00	
NCMR Income From Sales & Services	19,39,830.00		Rent Rates and Taxes	2,27,45,067.00	
Indirect Incomes		85,69,246.00	Consumables	58,46,997.42	
Interest Earned	85,69,246.00		Contingencies	75,55,292.94	
			TA-DA	46,12,973.08	
			PROVISION		4,63,17,690.00
			PROVISION FOR WORKS ON CONTRACT	4,63,17,690.00	
CORPUS/CAPITAL FUND		15,00,00,000.00			
Corpus/Capital Fund	15,00,00,000.00		Closing Balance		35,48,44,271.36
Earmarked Fund	As per Annexure I	46,57,56,968.46	Bank Accounts		
			NCCS Bank Accounts		
FEES/SUBSCRIPTIONS		50,004.00	Axis BANK	2,19,091.00	
Tender Fees	50,004.00		Bank of India - 4911	15,32,89,219.42	
GRANTS/SUBSIDIES		46,50,00,000.00	STATE BANK OF INDIA	2,93,26,137.79	
Grant In Aid General	21,00,00,000.00		Project Bank Account		
Grant In Aid Salary	25,50,00,000.00		Bank Of India 4912	17,19,59,823.15	
			Cash-in-hand	50,000.00	
Other Income		23,59,486.00			
Application Fees	53,200.00				
Auditorium Charges	16,000.00				
BUY BACK	4,000.00				
Conti-ATM CHARGES	2,177.00				
Conti-MIS INCOME	40.00				
Hostel Charges Recovery-Projects	2,02,299.00				
Hostel Room Charges	1,20,348.00				
Income From Road Show	1,88,412.00				
Licence Fees (Quarters)	4,480.00				
Ph.D Fees	15,90,545.00				
Registration Charges for Seminar	64,410.00				
Sale of Scrap	36,942.00				
TRANSIT HOUSE CHARGES	76,633.00				
Total		1,31,36,33,465.37	Total		1,31,36,33,465.37

SIGNIFICANT ACCOUNTING POLICIES

SCH "15"

CONTINGENT LIABILITIES AND NOTES ON ACCOUNTS

SCH "16"

The schedules referred to above form an integral part of the Receipts & Payments Account.
 This is the Receipts & Payments Account referred to in our report of even date.

EXAMINED AND FOUND CORRECT AS PER BOOKS OF ACCOUNT PRODUCED AND
 INFORMATION GIVEN, SUBJECT TO OUR SEPARATE REPORT OF EVEN DATE

Officer 'C' Accounts
 NCCS

28.8.19

Director
 NCCS

20/8/2019



FOR ASHOK PATIL & ASSOCIATES
 CHARTERED ACCOUNTANTS
 FIRM REG. NO. 122045W

(SAURABH P. AGRAWAL)
 PARTNER
 M.NO.131312

NATIONAL CENTRE FOR CELL SCIENCE, PUNE - 411 007.

SCHEDULES FORMING PART OF BALANCE SHEET AS ON 31.03.2019

SCHEDULE 1 - CORPUS/CAPITAL FUND

(Amount-Rs.)

Particulars	2018-19	2017-18
SCHEDULE 1- CORPUS/CAPITAL FUND:		
Balance at the beginning of the year	88,36,44,155.33	88,34,88,525.16
Add /(Deduct) : Balance of net income /(expenditure)	-	-
Deduct : Capital grants written off	-	-
	88,36,44,155.33	88,34,88,525.16
Add : Contribution towards Capital Fund	15,00,00,000.00	12,50,00,000.00
Add : General Reserve		
	1,03,36,44,155.33	1,00,84,88,525.16
Add/(Deduct) : Bal. Of net income/(expenditure) transferred from the Income and Expenditure A/c.	(7,30,77,971.20)	(12,48,44,369.83)
BALANCE AS AT THE YEAR - END	96,05,66,184.13	88,36,44,155.33



NATIONAL CENTRE FOR CELL SCIENCE, PUNE - 411 007.
SCHEDULES FORMING PART OF BALANCE SHEET AS ON 31.03.2019
SCHEDULE 2 -GENERAL RESERVE

Particulars	Amount (Rs.)	
	2018-19	2017-18
General Reserve	-	-
Grand Total	-	-



NATIONAL CENTRE FOR CELL SCIENCE, PUNE - 411 007.

SCHEDULES FORMING PART OF BALANCE SHEET AS ON 31.03.2019

SCHEDULE-3 EARMARKED/ENDOWMENT FUND

(Amount-Rs.)


No.	Name of the Project & P.I.	Opening	Additions	Interest &	Total	Utilization/Expenditure			Closing
		Balance	Grant. Recd.	Other Recd.		Capital	Revenue	Total	Balance
1	AB/JK/DBT-RA-DR. AJINKYA BENDRE	-	7,27,480.00	-	7,27,480.00	-	1,52,960.00	1,52,960.00	5,74,520.00
2	AB/MW/BIOCARE/07/9813-AMRUTA BARHANPURKAR	1,57,180.00	-	-	1,57,180.00	-	4,45,956.00	4,45,956.00	(2,88,776.00)
3	AM/BT/PR-25893-DR. MAJUMDAR	-	19,61,280.00	-	19,61,280.00	-	1,00,000.00	1,00,000.00	18,61,280.00
4	AM/DBT-WELLCOME-DR. MAJUMDAR	16,55,809.00	25,27,929.00	61,889.00	42,45,627.00	-	34,56,096.00	34,56,096.00	7,89,531.00
5	AM/ECR/SERB/000429-DR. MAJUMDAR	4,34,434.00	-	1,638.00	4,36,072.00	-	5,31,110.00	5,31,110.00	(95,038.00)
6	AM/NBRC RETURN HOME AWARD-DR. MAJUMDAR	5,200.91	-	-	5,200.91	-	5,200.91	5,200.91	-
7	AN/MW/SR/WOS-A/LS-25-DR. AMRUTA NAIK	-	10,59,000.00	-	10,59,000.00	-	1,49,000.00	1,49,000.00	9,10,000.00
8	AS/BT/PR-10708-DR. SHIRAS	12,52,161.00	13,99,489.00	17,427.00	26,69,077.00	-	24,56,001.00	24,56,001.00	2,13,076.00
9	AS/BT/PR-10852-DR. SHIRAS	10,11,071.00	6,81,000.00	14,127.00	17,06,198.00	-	13,23,405.00	13,23,405.00	3,82,793.00
10	AS/BT/PR-15178-DR. SHIRAS	6,10,017.00	11,66,445.00	12,971.00	17,89,433.00	-	10,00,773.00	10,00,773.00	7,88,660.00
11	AS/BT/PR-28506-DR. A K SAHU	-	25,04,800.00	-	25,04,800.00	-	-	-	25,04,800.00
12	AS/BT/PR8739-DR. SHIRAS	5,07,892.00	5,37,113.00	6,898.00	10,51,903.00	-	6,62,712.00	6,62,712.00	3,89,191.00
13	AS/BT/PR-9725-DR. A K SAHU	5,48,422.00	14,20,300.00	3,919.00	19,72,641.00	-	21,66,045.00	21,66,045.00	(1,93,404.00)
14	AS/DST/ID-02-DR. SAHU	2,54,055.00	-	-	2,54,055.00	-	2,54,055.00	2,54,055.00	-
15	AS/DST/INDO-UK/02.05.14-01.05.16-Dr. Shiras	16,942.00	-	-	16,942.00	-	16,942.00	16,942.00	-
16	AS/DST/VI-D&P/551-DR. SHIRAS	1,10,16,652.00	59,58,000.00	1,20,272.00	1,70,94,924.00	1,01,46,908.00	75,90,888.00	1,77,37,796.00	(6,42,872.00)
17	AS/ICMR/90-DR. SHIRAS	1,78,403.00	10,70,443.00	7,648.00	12,56,494.00	-	11,88,170.00	11,88,170.00	68,324.00
18	AS/PIRAMAL LIFE SCIENCE-DR. SHIRAS	23,283.00	-	-	23,283.00	-	23,283.00	23,283.00	-
19	AS/PR-14258-DR. SHIRAS	(73,843.00)	-	-	(73,843.00)	-	-	-	(73,843.00)
20	AS/UNILEVER-DR. SHIRAS	12,31,219.00	10,91,500.00	-	23,22,719.00	-	13,95,727.00	13,95,727.00	9,26,992.00
21	ASHWINI DHAMANGE/GM/NASI/620/3	-	5,61,600.00	692.00	5,62,292.00	-	1,26,812.00	1,26,812.00	4,35,480.00
22	AY/YS/EEQ/2016/000752-DR. AMIT YADAV	2,04,302.00	9,00,000.00	11,533.00	11,15,835.00	-	10,75,369.00	10,75,369.00	40,466.00
23	BAHIR/WOS-LS-602-DR. BAHIR	5,65,932.00	-	4,156.00	5,70,088.00	-	8,05,071.00	8,05,071.00	(2,34,983.00)
24	BIVALKAR/WOS-A/LS/2016-DR. BIVALKAR	(2,69,223.00)	10,00,000.00	-	7,30,777.00	-	7,80,549.00	7,80,549.00	(49,772.00)
25	BS/INFECT-ERA/33-DR. BHASKAR SAHA	2,97,250.00	19,38,209.00	10,381.00	22,45,840.00	-	7,36,655.00	7,36,655.00	15,09,185.00
26	BS/BT/PR10785 - DR. SAHA	(4,60,986.00)	-	-	(4,60,986.00)	-	-	-	(4,60,986.00)
27	BS/BT/PR-3288/08.08.12-07.08.15-DR.SAHA	9,39,791.00	-	-	9,39,791.00	-	9,39,791.00	9,39,791.00	-
28	BS/BT/PR-718-DR. SAHA-27.09.11TO26.09.16	(6,56,982.00)	-	-	(6,56,982.00)	-	-	-	(6,56,982.00)
29	BS/BT/PR-7505-DR. BHASKAR SAHA	(1,17,090.00)	-	-	(1,17,090.00)	-	-	-	(1,17,090.00)
30	CANCER-BT/01/COE - DR. SAHA	24,924.00	-	-	24,924.00	-	24,924.00	24,924.00	-
31	CD40 CLUSTERING-BT/PR11939 - DR. SAHA	1,33,165.00	-	-	1,33,165.00	-	1,33,165.00	1,33,165.00	-



No.	Name of the Project & P.I.	Opening	Additions	Interest &	Total	Utilization/Expenditure			Closing
		Balance	Grant. Recd.	Other Recd.		Capital	Revenue	Total	Balance
32	BS/DST/INDO-UK/P-123-DR. SAHA	11,87,377.00	11,87,373.00	19,734.00	23,94,484.00	-	12,64,632.00	12,64,632.00	11,29,852.00
33	NOVEL STRATEGIES-DR. BHASKAR SAHA	4,14,664.00	-	-	4,14,664.00	-	4,14,664.00	4,14,664.00	-
34	BS/PR-14435-DR. SAHA	(4,21,933.00)	-	-	(4,21,933.00)	-	-	-	(4,21,933.00)
35	BS/SERB/JCB-DR. SAHA	-	19,00,000.00	19,840.00	19,19,840.00	-	2,00,000.00	2,00,000.00	17,19,840.00
36	CICS-ISRF FELLOWSHIP-MR. SUJIT SHAH	-	3,26,398.00	2,628.00	3,29,026.00	-	3,20,576.00	3,20,576.00	8,450.00
37	CSIR	(2,52,68,128.05)	7,21,231.00	-	(2,45,46,897.05)	-	9,33,824.00	9,33,824.00	(2,54,80,721.05)
38	CSIR-RA FELLOWSHIP	(13,25,946.00)	-	-	(13,25,946.00)	-	-	-	(13,25,946.00)
39	DBT-BINC FELLOWSHIP	(2,60,000.00)	4,49,880.00	-	1,89,880.00	-	43,120.00	43,120.00	1,46,760.00
40	DBT FELLOWSHIP	(2,28,74,677.00)	3,19,65,681.00	-	90,91,004.00	-	1,26,09,379.00	1,26,09,379.00	(35,18,375.00)
41	DBT-JRF CELL	1,18,493.00	-	1,160.00	1,19,653.00	-	1,19,653.00	1,19,653.00	-
42	DBT-JRF PROGRAMME	2,49,560.00	1,19,653.00	-	3,69,213.00	-	-	-	3,69,213.00
43	DBT - PDF PROGRAMME	21,64,711.00	-	60,522.00	22,25,233.00	-	-	-	22,25,233.00
44	DBT RAMLINGASWAMY CONCLAVE CD318	(85,735.00)	-	-	(85,735.00)	-	-	-	(85,735.00)
45	DM/BIRAC-DR. MITRA	12,983.00	4,88,000.00	4,749.00	5,05,732.00	-	2,60,253.00	2,60,253.00	2,45,479.00
46	DM/BT/HRD/35/01/03-DR.MITRA	(46,996.00)	-	-	(46,996.00)	-	-	-	(46,996.00)
47	DM/BT/PR-14226-DR. MITRA	(4,76,857.00)	-	-	(4,76,857.00)	-	-	-	(4,76,857.00)
48	DM/BT/PR-15450-DR. MITRA	3,59,625.00	-	3,747.00	3,63,372.00	-	4,13,400.00	4,13,400.00	(50,028.00)
49	DM/JCB/18-19-DR. MITRA	-	18,47,831.00	25,098.00	18,72,929.00	-	17,05,355.00	17,05,355.00	1,67,574.00
50	DM/SERB/003331-DR. MITRA	-	8,51,000.00	10,846.00	8,61,846.00	-	63,000.00	63,000.00	7,98,846.00
51	DM/THSTI-DR. MITRA	(18,445.00)	-	-	(18,445.00)	-	-	-	(18,445.00)
52	DP/YSS/SERB/2015/000513-DR. DHIRAJ PAUL	(5,45,546.00)	10,00,000.00	11,690.00	4,66,144.00	-	4,22,644.00	4,22,644.00	43,500.00
53	DS/BATTELE INDIA-DR. DEEPA	(22,472.00)	-	-	(22,472.00)	-	-	-	(22,472.00)
54	DS/BT/PR-25883 - DR. DEEPA	42,36,800.00	14,82,000.00	81,415.00	58,00,215.00	22,02,701.00	18,76,602.00	40,79,303.00	17,20,912.00
55	DST INSPIRE FELLOWSHIP	(21,69,275.00)	20,90,210.00	-	(79,065.00)	-	21,25,424.00	21,25,424.00	(22,04,489.00)
56	DS/WELLCOMETRUST-DR. DEEPA	38,46,087.58	1,73,884.00	96,195.00	41,16,166.58	-	18,35,088.00	18,35,088.00	22,81,078.58
57	GADGIL/INSA/1376-PROF. GADGIL	359.00	-	-	359.00	-	359.00	359.00	-
58	GD/SB/S2/RJN-048/2017-DR. GAURAV DAS	3,40,000.00	-	6,381.00	3,46,381.00	-	4,04,451.00	4,04,451.00	(58,070.00)
59	GK/BT/MED/30/VNCI-Hr/BRCA-DR. KUNDU	4,97,877.00	19,24,357.00	28,360.00	24,50,594.00	-	13,72,404.00	13,72,404.00	10,78,190.00
60	GK/BT/PR-14430-DR. KUNDU	2,20,727.00	11,06,555.00	10,273.00	13,37,555.00	-	12,36,288.00	12,36,288.00	1,01,267.00
61	GK/BT/PR-2573-DR.KUNDU	(3,52,346.00)	-	-	(3,52,346.00)	-	-	-	(3,52,346.00)
62	GK/BT/PR-28794-DR. KUNDU	-	17,61,600.00	-	17,61,600.00	-	1,00,000.00	1,00,000.00	16,61,600.00
63	GK/BT/PR-3021-DR.KUNDU	(6,14,170.00)	2,45,979.00	-	(3,68,191.00)	-	-	-	(3,68,191.00)
64	GK/BT/PR-4569 - DR. KUNDU	(1,08,652.00)	-	-	(1,08,652.00)	-	-	-	(1,08,652.00)
65	GK/BT/PR-7665-DR. KUNDU	(2,89,483.00)	14,51,371.00	-	11,61,888.00	-	16,45,508.00	16,45,508.00	(4,83,620.00)
66	GK/CSIR-DR. KUNDU	(47,957.00)	-	-	(47,957.00)	-	-	-	(47,957.00)




No.	Name of the Project & P.I.	Opening	Additions	Interest &	Total	Utilization/Expenditure			Closing
		Balance	Grant. Recd.	Other Recd.		Capital	Revenue	Total	Balance
67	GK/DST/IMRCD/INNO-INDIGO-DR. KUNDU	(15,752.00)	20,00,000.00	4,374.00	19,88,622.00	-	7,88,842.00	7,88,842.00	11,99,780.00
68	GK/MANAV/BT/PR-27731-DR. KUNDU	-	3,04,55,000.00	-	3,04,55,000.00	-	10,00,000.00	10,00,000.00	2,94,55,000.00
69	GK/PR-12730-DR. KUNDU	(5,34,424.00)	-	-	(5,34,424.00)	-	-	-	(5,34,424.00)
70	GK/SR/SO/HS-70-DR. KUNDU	(3,32,350.00)	-	-	(3,32,350.00)	-	-	-	(3,32,350.00)
71	GL/BT/03/IYBA-DR. LAL	(5,62,237.00)	-	-	(5,62,237.00)	-	-	-	(5,62,237.00)
72	GL/BT/PR-14156-DR. LAL	19,38,977.00	13,31,033.00	16,116.00	32,86,126.00	14,09,729.00	14,35,789.00	28,45,518.00	4,40,608.00
73	GL/BT/PR-15533-DR. LAL	3,58,651.00	13,14,197.00	17,039.00	16,89,887.00	-	15,21,977.00	15,21,977.00	1,67,910.00
74	GL/EMR/2016/007108-DR. LAL	-	12,50,000.00	21,715.00	12,71,715.00	35,221.00	4,98,156.00	5,33,377.00	7,38,338.00
75	GL/KEMHRC-DR. LAL	8,49,222.00	38,65,835.00	-	47,15,057.00	-	34,92,690.00	34,92,690.00	12,22,367.00
76	GM/NAS/296/10/2013-14-DR. MISHRA	7,956.00	1,83,710.00	-	1,91,666.00	-	1,91,666.00	1,91,666.00	-
77	GM/NASI PLATINUM JUBILEE CHAIR-DR. MISHRA	-	27,95,740.00	15,736.00	28,11,476.00	-	11,46,576.00	11,46,576.00	16,64,900.00
78	ICMR	(36,60,129.02)	36,59,771.00	26,205.00	25,846.98	-	28,09,029.00	28,09,029.00	(27,83,182.02)
79	INSPIRE FACULTY AWARD-DEEPIKA PURI	-	19,00,000.00	22,930.00	19,22,930.00	76,440.00	11,01,429.00	11,77,869.00	7,45,061.00
80	INSPIRE FACULTY AWARD-DR. DEBASRI MUKHARJEE	75,436.00	-	-	75,436.00	-	1,17,689.00	1,17,689.00	(42,253.00)
81	INSPIRE FACULTY AWARD-DR. JYOTI SINGH	2,41,512.00	-	-	2,41,512.00	-	2,41,512.00	2,41,512.00	-
82	INSPIRE FACULTY AWARD-PRİYANKA DUTTA	-	19,00,000.00	15,198.00	19,15,198.00	54,486.00	14,03,113.00	14,57,599.00	4,57,599.00
83	INTRAMURAL PROJECT-IM-001	-	25,00,000.00	14,803.00	25,14,803.00	-	5,05,494.00	5,05,494.00	20,09,309.00
84	IUSSTF-SONALI JATHAR	-	9,80,000.00	-	9,80,000.00	-	9,80,000.00	9,80,000.00	-
85	IUSSTF FELLOWSHIP	12,500.00	-	-	12,500.00	-	-	-	12,500.00
86	JJ/BT/PR-14537-DR. JOSEPH	(4,88,490.00)	-	-	(4,88,490.00)	-	-	-	(4,88,490.00)
87	JJ/BT/PR-27451-DR. JOSEPH	-	28,43,129.00	-	28,43,129.00	-	1,00,000.00	1,00,000.00	27,43,129.00
88	JJ/PR-727-DR. JOSEPH	(2,59,430.00)	-	-	(2,59,430.00)	-	-	-	(2,59,430.00)
89	JJ/SERB/001092	24,376.00	13,00,000.00	8,581.00	13,32,957.00	-	14,18,843.00	14,18,843.00	(85,886.00)
90	JK/DBT/WELLCOME-DR. JANESHKUMAR	7,07,493.00	35,07,959.00	46,159.00	42,61,611.00	1,76,949.00	23,27,103.00	25,04,052.00	17,57,559.00
91	JS/WELLCOME - DR. JYOTI SINGH	4,81,780.00	24,17,766.00	29,137.00	29,28,683.00	-	28,92,464.00	28,92,464.00	36,219.00
92	LL/BT/PR-11928-DR. LIMAYE	5,92,529.00	8,67,471.00	10,314.00	14,70,314.00	-	12,74,740.00	12,74,740.00	1,95,574.00
93	LL/BT/PR-12696-DR. LIMAYE	1,64,037.50	14,70,392.00	6,288.00	16,40,717.50	-	12,94,175.00	12,94,175.00	3,46,542.50
94	LL/BT/PR-23620-DR. LIMAYE	3,20,000.00	-	7,594.00	3,27,594.00	-	3,14,729.00	3,14,729.00	12,865.00
95	LL/DAE/37B/BRNS-DR. LIMAYE	(1,08,965.00)	-	-	(1,08,965.00)	-	-	-	(1,08,965.00)
96	LL/DLS/48222-DR. LIMAYE	42,532.00	-	-	42,532.00	-	42,532.00	42,532.00	-
97	LL/JAI RESEARCH FOUNDATION-DR. LIMAYE	-	9,53,641.00	-	9,53,641.00	-	31,21,312.00	31,21,312.00	(21,67,671.00)
98	MB/BIRAC/BT/CRS0400/PACE-DR. BHAT	-	5,55,000.00	-	5,55,000.00	-	-	-	5,55,000.00
99	MB/ITC/CONSULTANCY - DR. BHAT	8,66,883.00	-	-	8,66,883.00	-	43,494.00	43,494.00	8,23,389.00
100	MB/SERB/SR/HS-0136	1,24,142.00	-	-	1,24,142.00	-	1,24,142.00	1,24,142.00	-
101	MS/BT/PR-15889-DR. SANTRA	1,30,996.00	6,21,800.00	7,204.00	7,60,000.00	-	6,14,221.00	6,14,221.00	1,45,779.00



No.	Name of the Project & P.I.	Opening	Additions	Interest &	Total	Utilization/Expenditure			Closing
		Balance	Grant. Recd.	Other Recd.		Capital	Revenue	Total	Balance
102	MS/BT/PR-25181-DR. MANAS SANTRA	-	8,70,000.00	12,682.00	8,82,682.00	-	1,82,690.00	1,82,690.00	6,99,992.00
103	MS/BT/PR-6690-DR. MANASSANTRA	50,903.00	-	-	50,903.00	-	50,903.00	50,903.00	-
104	MS/CSIR/37/(1655)/15/EMR-II-DR. SANTRA	1,73,198.00	1,26,377.00	4,745.00	3,04,320.00	-	2,70,358.00	2,70,358.00	33,962.00
105	MS/EMR/002277-DR. SANTRA	8,78,500.00	15,40,000.00	14,144.00	24,32,644.00	7,85,126.00	22,15,102.00	30,00,228.00	(5,67,584.00)
106	MS/HRD/NBA/39-DR. MANAS SANTRA	-	5,00,000.00	-	5,00,000.00	-	-	-	5,00,000.00
107	MS/PR-152/TWINNING-DR. MANAS SANTRA	(3,75,945.00)	3,76,000.00	-	55.00	-	-	-	55.00
108	MS/SR/SO/BB-100-DR. MANAS SANTRA	1,28,529.00	-	-	1,28,529.00	-	1,28,529.00	1,28,529.00	-
109	MS/UNILEVER-DR. SANTRA	25,24,167.50	-	-	25,24,167.50	-	5,23,768.00	5,23,768.00	20,00,399.50
110	MULTIPOTENT - DR. MISHRA & OTHERS	31,42,686.00	-	-	31,42,686.00	-	31,42,686.00	31,42,686.00	-
111	MW/BHU-DR. WANI	2,87,619.00	3,00,000.00	6,463.00	5,94,082.00	-	3,08,553.00	3,08,553.00	2,85,529.00
112	MW/BT/HRD/34/8-DR. WANI	27,249.00	-	-	27,249.00	-	27,249.00	27,249.00	-
113	MW/HRD/35/01/04/2018-DR. WANI	-	9,00,000.00	14,003.00	9,14,003.00	-	8,55,296.00	8,55,296.00	58,707.00
114	MW/SERB/004441-DR. WANI	-	19,74,266.00	23,622.00	19,97,888.00	-	6,81,221.00	6,81,221.00	13,16,667.00
115	MW/SPPU/AYUSH-DR. WANI	-	5,00,000.00	7,381.00	5,07,381.00	-	1,06,665.00	1,06,665.00	4,00,716.00
116	NAM S&T FELLOWSHIP	7,417.00	-	-	7,417.00	-	-	-	7,417.00
117	NAS/141/7/2014-15-DR. RANI LEKHA	(13,80,078.00)	13,80,078.00	-	-	-	2,34,000.00	2,34,000.00	(2,34,000.00)
118	NE/SB/FT/CS-067/2014-DR. N D ERANDE	(12,774.00)	-	-	(12,774.00)	-	62,391.00	62,391.00	(75,165.00)
119	NEWTON BHABHA FELLOWSHIP	532.00	-	-	532.00	-	532.00	532.00	-
120	NL/BT/MUTAGENESIS(INDO-AUS)-DR. LENKA	(1,87,406.00)	-	-	(1,87,406.00)	-	-	-	(1,87,406.00)
121	NL/BT/PR-16655-DR. LENKA	14,29,535.00	6,56,000.00	28,887.00	21,14,422.00	5,85,408.00	8,51,529.00	14,36,937.00	6,77,485.00
122	NL/BT/PR-8219/31.03.14-30.03.16-Dr. Lenka	1,87,028.00	-	-	1,87,028.00	-	2,97,985.00	2,97,985.00	(1,10,957.00)
123	NL/ICMR/47/80-DR. LENKA	2,00,000.00	-	5,204.00	2,05,204.00	-	22,544.00	22,544.00	1,82,660.00
124	OP/EMR/2016/006589-DR. OM PRAKASH	-	9,06,047.00	8,152.00	9,14,199.00	-	3,32,587.00	3,32,587.00	5,81,612.00
125	OP/YSS/BT/PR-13969-DR. OM PRAKASH	3,99,333.00	4,46,499.00	5,071.00	8,50,903.00	-	7,19,359.00	7,19,359.00	1,31,544.00
126	PR/BT/IN/INDO-US/FOLDScope/39-DR. PRAVEEN RAHI	-	6,00,000.00	12,469.00	6,12,469.00	-	3,18,796.00	3,18,796.00	2,93,673.00
127	Project Overheads	1,10,45,148.35	71,05,036.21	-	1,81,50,184.56	-	1,90,302.60	1,90,302.60	1,79,59,881.96
128	PR/YSS/SERB/2015/000149 - DR. PRAVEEN RAHI	89,134.00	5,00,000.00	2,842.00	5,91,976.00	-	4,52,999.00	4,52,999.00	1,38,977.00
129	PS/CIPLA-DR. PADMA SHASTRY	14,06,163.00	-	-	14,06,163.00	-	14,06,163.00	14,06,163.00	-
130	PS/ICMR/53/6/BM-DR. PADMA SHASTRY	(6,60,992.00)	-	-	(6,60,992.00)	-	-	-	(6,60,992.00)
131	PS/YSS/SERB/2014/000879-DR. PRASHANT SINGH	2,24,583.00	-	-	2,24,583.00	-	2,24,583.00	2,24,583.00	-
132	PUNE BIOCLUSTER-DR. SHEKHAR MANDE	-	9,38,92,000.00	18,03,397.00	9,56,95,397.00	-	43,07,431.00	43,07,431.00	9,13,87,966.00
133	PV/JJ/DBT-RA-PALLAVI VARSHNEY	-	5,94,986.00	3,833.00	5,98,819.00	-	4,57,176.00	4,57,176.00	1,41,643.00
134	RANI LEKHA/NASI/472/PLATINUM JUBILEE CHAIR-DR. RANI LEKHA	-	1,40,400.00	-	1,40,400.00	-	1,40,400.00	1,40,400.00	-
135	RC/BT/PR-15450-DR. RADHA CHAUHAN	8,46,532.00	-	-	8,46,532.00	7,08,539.00	10,07,539.00	17,16,078.00	(8,69,546.00)
136	RC/BT/PR-26398-DR. RADHA CHAUHAN	-	32,87,300.00	34,732.00	33,22,032.00	-	15,95,925.00	15,95,925.00	17,26,107.00



No.	Name of the Project & P.I.	Opening	Additions	Interest &	Total	Utilization/Expenditure			Closing
		Balance	Grant. Recd.	Other Recd.		Capital	Revenue	Total	Balance
137	RC/BT/PR7118/15-18-DR. RADHA CHAUHAN	64,072.00	-	-	64,072.00	-	1,60,645.00	1,60,645.00	(96,573.00)
138	RC/SB/SO/BB-0030/13-16-DR. RADHA CHAUHAN	(3,04,687.00)	-	-	(3,04,687.00)	-	(58,064.00)	(58,064.00)	(2,46,623.00)
139	RC/SERB/000272-DR. RADHA CHAUHAN	-	5,00,000.00	4,622.00	5,04,622.00	-	3,50,844.00	3,50,844.00	1,53,778.00
140	RC/SERB/RJN/48-DR. RADHA CHAUHAN	(5,92,062.00)	-	-	(5,92,062.00)	-	(5,92,062.00)	(5,92,062.00)	-
141	RL/SR/WOS-A/LS-456-DR. RANI LEKHA	-	11,05,000.00	6,430.00	11,11,430.00	-	2,40,161.00	2,40,161.00	8,71,269.00
142	RS/BT/PR-25368-DR. ROHIT SHARMA	-	6,55,000.00	-	6,55,000.00	-	45,919.00	45,919.00	6,09,081.00
143	RS/BT/PR-25490-DR. ROHIT SHARMA	-	5,10,000.00	7,694.00	5,17,694.00	-	3,15,244.00	3,15,244.00	2,02,450.00
144	RS/BT/PR-29526-DR. ROHIT SHARMA	-	12,11,280.00	-	12,11,280.00	-	1,00,000.00	1,00,000.00	11,11,280.00
145	SANDHYA/DAE/35/14/31-BRNS-DR. SANDHYA	-	10,75,650.00	16,201.00	10,91,851.00	-	4,71,092.00	4,71,092.00	6,20,759.00
146	SANDHYA/SR/SO/BB-0119-DR. SANDHYA	(33,598.00)	-	-	(33,598.00)	-	-	-	(33,598.00)
147	SB/BT/11465-DR. BAPAT	(3,72,384.00)	-	-	(3,72,384.00)	-	-	-	(3,72,384.00)
148	SB/HRD-35/01/04-DR. BAPAT	17,672.00	8,83,000.00	10,057.00	9,10,729.00	-	9,26,512.00	9,26,512.00	(15,783.00)
149	SB/BT/INDO-FINNISH-DR. BAPAT	(1,74,378.00)	-	-	(1,74,378.00)	-	-	-	(1,74,378.00)
150	SB/GODAVARI BIOREFINERIES-DR. BAPAT	1,25,080.00	-	-	1,25,080.00	-	1,06,480.00	1,06,480.00	18,600.00
151	SB/INDO AUSTRALIA SYMPOSIUM-DR. BAPAT	-	98,700.00	-	98,700.00	-	1,15,364.00	1,15,364.00	(16,664.00)
152	SC/AMRITA THERAPEUTICS-DR. SAMIT	(1,08,000.00)	-	-	(1,08,000.00)	-	-	-	(1,08,000.00)
153	SC/BT-11381-DR. SAMIT	(5,30,464.00)	-	-	(5,30,464.00)	-	-	-	(5,30,464.00)
154	SC/BT/8068-DR. SAMIT CHATTOPADHYAY	(78,035.00)	-	-	(78,035.00)	-	74,020.00	74,020.00	(1,52,055.00)
155	SC/BT/PR-14746-DR. SAMIT	3,33,934.00	-	-	3,33,934.00	-	3,33,934.00	3,33,934.00	-
156	SC/BT/PR-3624-DR. SAMIT	1,66,718.00	-	-	1,66,718.00	-	1,66,718.00	1,66,718.00	-
157	SC/CSIR/37(1572)-DR. SAMIT	(2,27,473.00)	-	-	(2,27,473.00)	-	-	-	(2,27,473.00)
158	SC/SB/S2/JCB/2013-18-DR. SAMIT	3,40,047.00	-	-	3,40,047.00	-	7,46,055.00	7,46,055.00	(4,06,008.00)
159	SERB MEETING-DR. SHOUCHE	3,51,462.00	-	-	3,51,462.00	-	3,51,462.00	3,51,462.00	-
160	SERB PDF	16,45,024.00	1,14,59,220.00	91,144.00	1,31,95,388.00	-	1,16,53,066.00	1,16,53,066.00	15,42,322.00
161	SK/YS/BT/PR-19641-DR. SNEHAL KULKARNI	7,18,783.00	9,75,651.00	14,618.00	17,09,052.00	3,14,685.00	11,20,562.00	14,35,247.00	2,73,805.00
162	SM/BT/47/TE/TBP-DR. MANDE	(90,175.00)	-	-	(90,175.00)	-	-	-	(90,175.00)
163	SM/BT/IN/NEW INDIGO/05/SB/TB-OMICS-DR. MANDE	(32,671.30)	-	-	(32,671.30)	-	-	-	(32,671.30)
164	SM/BT/NEW INDIGO/18-DR. MANDE	(6,59,959.00)	-	-	(6,59,959.00)	-	-	-	(6,59,959.00)
165	SM/BT/PR-15450 (CORE GRANT)-DR. MANDE	1,57,60,372.00	-	3,11,893.00	1,60,72,265.00	1,10,42,419.00	6,51,280.00	1,16,93,699.00	43,78,566.00
166	SM/BT/PR-15450 (PROJECT 1)-DR. MANDE	24,77,888.00	-	24,432.00	25,02,320.00	18,97,371.00	7,65,184.00	26,62,555.00	(1,60,235.00)
167	SM/BT/PR-25395-DR. MANDE	-	4,90,000.00	7,377.00	4,97,377.00	-	-	-	4,97,377.00
168	SM/BT/PR-3260/BRB/2012-17	8,36,363.00	-	9,997.00	8,46,360.00	-	6,76,274.00	6,76,274.00	1,70,086.00
169	SM/BT/PR-7265-DIRECTOR, NCCS	2,42,787.00	-	6,788.00	2,49,575.00	-	-	-	2,49,575.00
170	SM/DST/INDO-RUSSIA/23.04.14-22.04.16-Dr. Mande	(1,07,683.00)	-	-	(1,07,683.00)	-	-	-	(1,07,683.00)
171	SM/DST/INT/RFBR/P-89-DR. MANDE	(2,38,142.00)	-	-	(2,38,142.00)	-	-	-	(2,38,142.00)



No.	Name of the Project & P.I.	Opening	Additions	Interest &	Total	Utilization/Expenditure			Closing
		Balance	Grant. Recd.	Other Recd.		Capital	Revenue	Total	Balance
172	SM/DST/SPAIN/P-26/23.7.12-22.7.15-DR. MANDE	(4,30,348.00)	-	-	(4,30,348.00)	-	-	-	(4,30,348.00)
173	SR/BT/PR-10536-DR. SRIKANTH	(28,775.00)	-	-	(28,775.00)	-	-	-	(28,775.00)
174	SR/BT/PR-10855-DR. SRIKANTH	19,15,003.00	11,81,618.00	38,634.00	31,35,255.00	-	24,78,549.00	24,78,549.00	6,56,706.00
175	SR/BT/PR-4152/BRB/2013-DR.SRAPOLE	(44,269.00)	-	-	(44,269.00)	-	-	-	(44,269.00)
176	SR/DST/IMRCD/INNO-INDIGO-DR. SRIKANTH	(1,07,966.00)	15,00,000.00	-	13,92,034.00	-	8,06,539.00	8,06,539.00	5,85,495.00
177	SR/IUSSTF-WORKSHOP-DR. SRIKANTH	-	12,18,513.00	-	12,18,513.00	-	12,18,513.00	12,18,513.00	-
178	SS/BT/PR-10286-DR. S SINGH	1,95,330.00	3,67,670.00	2,536.00	5,65,536.00	-	4,90,808.00	4,90,808.00	74,728.00
179	SS/BT/PR-16065-DR. S SINGH	1,02,444.00	2,58,000.00	5,260.00	3,65,704.00	-	3,98,321.00	3,98,321.00	(32,617.00)
180	SS/BT/PR-6037-DR. S SINGH	9,034.00	-	-	9,034.00	-	9,034.00	9,034.00	-
181	SS/NATL. CONF. ON EMERGING TRENDS-REGN. FEES	-	2,45,324.00	-	2,45,324.00	-	4,878.00	4,878.00	2,40,446.00
182	SS/NAT. CONF. ON EMERGING TRENDS IN DMS-DBT	-	-	-	-	-	1,50,025.00	1,50,025.00	(1,50,025.00)
183	SS/NAT. CONF. ON EMERGING TRENDS IN D.M.S.-NASI	-	1,20,000.00	-	1,20,000.00	-	3,00,694.00	3,00,694.00	(1,80,694.00)
184	SS/BT/LS-400-DR. SINGH	-	-	-	-	-	1,303.00	1,303.00	(1,303.00)
185	STRUCTURAL BASED DRUG DESIGNING (SBDD)	(1,57,063.00)	-	-	(1,57,063.00)	-	-	-	(1,57,063.00)
186	SUSPENSE A/C	86,76,962.00	11,50,104.96	2,40,065.00	1,00,67,131.96	-	11,68,615.00	11,68,615.00	88,98,516.96
187	TRAVEL GRANT - CD318	45,887.00	-	-	45,887.00	-	-	-	45,887.00
188	UGC	(91,23,282.00)	-	-	(91,23,282.00)	-	3,12,972.00	3,12,972.00	(94,36,254.00)
189	VK/BT/PR-14036-DR. KALE	(2,01,332.00)	-	-	(2,01,332.00)	-	-	-	(2,01,332.00)
190	VK/BT/PR-4227-DR.KALE	(37,115.00)	-	-	(37,115.00)	-	-	-	(37,115.00)
191	VK/DAE/PR-37B/BRNS-DR.KALE	(2,47,647.00)	-	-	(2,47,647.00)	-	-	-	(2,47,647.00)
192	VS/BT/PR-14109-DR.SESHADRI	(1,36,955.00)	-	-	(1,36,955.00)	-	-	-	(1,36,955.00)
193	VS/BT/PR-25858-DR. TRIPATHY	-	12,50,000.00	13,338.00	12,63,338.00	1,47,000.00	6,21,940.00	7,68,940.00	4,94,398.00
194	VS/SERB/2014/001093-DR. SESHADRI	15,006.00	11,00,000.00	6,124.00	11,21,130.00	-	11,02,672.00	11,02,672.00	18,458.00
195	VT/RLF-DR. VIDISHA TRIPATHI	7,91,975.00	3,88,000.00	22,863.00	12,02,838.00	1,76,949.00	8,93,314.00	10,70,263.00	1,32,575.00
196	VT/SERB/000242-DR. TRIPATHI	56,274.00	11,50,000.00	-	12,06,274.00	-	15,33,980.00	15,33,980.00	(3,27,706.00)
197	YS/BHORUKA CHARITABLE TRUST-DR. SHOUCHE	1,41,315.50	2,65,620.50	-	4,06,936.00	-	3,14,794.00	3,14,794.00	92,142.00
198	YS/BIRAC-DR. SHOUCHE	-	17,40,000.00	-	17,40,000.00	-	-	-	17,40,000.00
199	YS/BRITISH COUNCIL - DR. SHOUCHE	4,69,420.00	-	-	4,69,420.00	-	4,69,420.00	4,69,420.00	-
200	YS/BT/IN-FINLAND/10/YSS-DR.SHOUCHE	41,324.00	-	-	41,324.00	-	41,324.00	41,324.00	-
201	YS/BT/PR-1489-DR. SHOUCHE	(3,98,473.00)	-	-	(3,98,473.00)	-	-	-	(3,98,473.00)
202	YS/BT/PR-14956-DR. SHOUCHE	(1,40,225.00)	-	-	(1,40,225.00)	-	-	-	(1,40,225.00)
203	YS/BT/PR-20390-DR. SHOUCHE	4,12,001.00	7,77,702.00	4,469.00	11,94,172.00	-	10,02,696.00	10,02,696.00	1,91,476.00
204	YS/BT/PR-3461-DR.SHOUCHE	(1,68,241.00)	-	-	(1,68,241.00)	-	-	-	(1,68,241.00)
205	YS/BUTTERFLIES-BT/PR-8351 DR. SHOUCHE	6,050.00	-	-	6,050.00	-	6,050.00	6,050.00	-
206	YS/CLONE- DR. SHOUCHE	240.00	-	-	240.00	-	240.00	240.00	-



(Amount-Rs.)

No.	Name of the Project & P.I.	Opening	Additions	Interest &	Total	Utilization/Expenditure			Closing
		Balance	Grant. Recd.	Other Recd.		Capital	Revenue	Total	Balance
207	YS/DNB-DR. SHOUCHE	(1,27,174.00)	-	-	(1,27,174.00)	-	-	-	(1,27,174.00)
208	YS/ECOLOGICAL (PMU) PR-9712 - DR. SHOUCHE	6,23,700.00	-	-	6,23,700.00	-	6,23,700.00	6,23,700.00	-
209	YS/MCC-DR. SHOUCHE	(5,02,86,201.44)	-	-	(5,02,86,201.44)	-	-	-	(5,02,86,201.44)
210	YS/MS/RGSTC/FILE 2007-DR.SHOUCHE	(12,72,926.00)	33,15,404.00	-	20,42,478.00	-	6,87,287.00	6,87,287.00	13,55,191.00
211	YS/NCMR-DR. SHOUCHE	5,81,01,047.00	12,41,00,000.00	48,33,643.00	18,70,34,690.00	4,06,09,630.06	11,37,56,083.82	15,43,65,713.88	3,26,68,976.12
212	YS/TATA STEEL/PHASE-I-DR. SHOUCHE	4,77,354.00	10,62,000.00	-	15,39,354.00	-	10,08,931.00	10,08,931.00	5,30,423.00
213	YS/TATA STEEL/PHASE-II-DR. SHOUCHE	-	11,80,000.00	-	11,80,000.00	-	3,65,136.00	3,65,136.00	8,14,864.00
214	YS/TECHNIQUE - DR. SHOUCHE	512.00	-	-	512.00	-	512.00	512.00	-
215	YS/UNILEVER-DR. SHOUCHE	7,64,640.00	-	-	7,64,640.00	-	6,99,858.00	6,99,858.00	64,782.00
216	ZK/WELLCOME-DR. ZAHID KAMAL	39,26,424.00	2,62,237.00	83,877.00	42,72,538.00	-	21,82,441.00	21,82,441.00	20,90,097.00
217	CSIR/TG/9941/18-HRD-APOORVA PARULEKAR	-	1,24,405.00	-	1,24,405.00	-	1,24,405.00	1,24,405.00	-
218	DBT/CTEP/01/2014-15 WORKSHOP	1,68,591.00	-	-	1,68,591.00	-	-	-	1,68,591.00
219	DBT/CTEP/02/201800474-MS. DINISHA KAMBLE	-	1,39,015.00	-	1,39,015.00	-	1,39,015.00	1,39,015.00	-
220	DR. KAMLESH JANGID/ITS/2018/000153	-	33,271.00	-	33,271.00	-	33,271.00	33,271.00	-
221	INTERNATIONAL CONFERENCE(ICMR)-DR. SHOUCHE	-	40,000.00	-	40,000.00	-	40,000.00	40,000.00	-
222	ITS/2018/000044-BISNIS 2018-DR. BHAGWAN REKADWAD	-	66,872.00	-	66,872.00	-	66,872.00	66,872.00	-
223	ITS/2018/002049-MR.-PRANAY RAMTEKE	-	1,56,687.00	-	1,56,687.00	-	1,56,687.00	1,56,687.00	-
224	ITS/2018/003022-KUSUM DHAKAR	-	1,57,397.00	-	1,57,397.00	-	1,57,397.00	1,57,397.00	-
225	ITS/2018/003191-MR. DIPTRAJ CHOWDHURY	-	1,53,840.00	-	1,53,840.00	-	1,53,840.00	1,53,840.00	-
226	ITS/2018/003276-DR. PRAVEEN RAHI	-	71,002.00	-	71,002.00	-	-	-	71,002.00
227	ITS/4196/2017-18-MS. DEEPTI TOMAR	-	32,101.00	-	32,101.00	-	32,101.00	32,101.00	-
228	MASSTRICH UNIV. PROJECT	(3,50,730.00)	-	-	(3,50,730.00)	-	-	-	(3,50,730.00)
229	NCCS	(3,32,619.00)	-	-	(3,32,619.00)	-	(3,32,619.00)	(3,32,619.00)	-
230	Receivable	-	-	-	-	-	2,76,756.00	2,76,756.00	(2,76,756.00)
231	SVETNER INNOVATIONS P LTD. - DR. SHOUCHE	23,600.00	-	-	23,600.00	-	-	-	23,600.00
232	TA/DA-CTEP CLAIM-MR. ROHAN KULKARNI, EX SRF. CSIR	(45,887.00)	-	-	(45,887.00)	-	-	-	(45,887.00)
233	TA/DA-DST/JANGID/SCOTLAND	90,400.00	-	-	90,400.00	-	-	-	90,400.00
234	YS/SB/SS/513/16-17-DR. SHOUCHE	28,732.00	-	-	28,732.00	-	28,732.00	28,732.00	-
	Grand Total	3,25,95,461.53	42,54,35,308.67	86,75,271.00	46,67,06,041.20	7,03,69,561.06	26,10,72,039.33	33,14,41,600.39	13,52,64,440.81




NATIONAL CENTRE FOR CELL SCIENCE, PUNE - 411 007.
SCHEDULES FORMING PART OF BALANCE SHEET AS ON 31.03.2019

SCHEDULE 4 - CURRENT-LIABILITIES

Particulars	Amount (Rs.)	
	2018-19	2017-18
Canteen Deposit	10,000.00	10,000.00
Earnest Money Deposit	26,57,698.00	23,66,948.00
Gardening Contract Deposit	30,000.00	30,000.00
Laundry Deposit	500.00	500.00
Security Deposit	26,77,977.00	28,41,635.00
Security Deposit/ Caution Money	29,25,000.00	25,78,000.00
Tele. Deposit	3,164.00	3,164.00
* M/s Shalaka Infra-Tech(I) Pvt. Ltd.	15,55,516.00	15,55,516.00
For Leave Encashment & Gratuity	6,66,25,839.00	4,77,31,315.00
GST Payable	4,22,319.00	85,531.00
Tax Deducted at Source payable	21,37,894.00	17,88,028.00
Sundry Creditor	4,23,670.00	5,00,074.00
Advance received from Customers	-	1,16,930.00
Bhatnagar Award Payable to Scientist	-	3,60,000.00
EPF Payable	9,08,075.00	9,06,355.00
NPS Payable	3,89,747.00	54,733.00
NPS Payable-Mr. Mahadeo	12,000.00	-
Fellowship Payable	-	7,736.00
Provision for Charity Commissioner	15,66,676.00	13,62,343.00
Provision for Electricity & Power	33,60,630.00	30,65,010.00
Provision for Works on Contract	27,61,940.00	26,33,090.00
Provision of Auditors Fee	33,630.00	33,630.00
Salary GSLI Payable (Mr. Mahadeo)	1,380.00	-
Salary P Tax Payable	54,575.00	1,500.00
Salary-Welfare Payable	-	65,400.00
Hostel Charges Recovery Payable	-	4,187.00
Medical Insurance Payable	(38,028.00)	11,492.00
PBG - Wothington Industries, USA	1,35,000.00	1,35,000.00
PBG - Biolinx	1,35,000.00	-
PBG - Manup Infrastructures	12,310.00	-
Fellowship Payable - Dr Bapat	-	1,00,000.00
Payable from Extra Mural projects(Pune Biocluster)	6,40,609.00	2,54,074.00
Centre Reserve Funds	10,000.00	-
Conti.-Welfare Fund	6,82,302.00	-
Dr. Mitra-Leave Salary Payable	3,18,490.00	-
Dr. Mitra Pension Contri. Payable	4,75,785.00	-
Grand Total	9,09,29,698.00	6,86,02,191.00

*** Note**

Amount hold against M/s Shalaka Infra-Tech(I) Pvt. Ltd. due to non-completion of work within contract period.



NATIONAL CENTRE FOR CELL SCIENCE, PUNE - 411 007.

SCHEDULES FORMING PART OF BALANCE SHEET AS ON 31.03.2019

SCHEDULE 5 - FIXED ASSETS

DESCRIPTION	Rate	GROSS BLOCK				DEPRECIATION / AMORTIZATION				(Amount-Rs.) NET BLOCK	
		As at beginn- ing of the year	Additions during the year	Deduction during the year	Cost valuation at the year-end	As at the beginning of the year	Additions during the year	Deduction during the year	Total up to the Year-end	As at the Current year-end	As at the Previous year-end
A. FIXED ASSETS:											
1. BUILDINGS:	4.87%										
a> Jopasana		60,26,554.30	-	-	60,26,554.30	33,83,286.73	1,29,705.20	-	35,12,991.93	25,13,562.37	26,43,267.57
b> Jidyasa		69,14,265.25	-	-	69,14,265.25	38,38,519.11	1,48,810.76	-	39,87,329.87	29,26,935.38	30,75,746.14
c> University Campus		45,97,40,286.46	2,65,86,670.00	-	48,63,26,956.46	12,76,86,803.13	1,66,90,817.35	-	14,43,77,620.48	34,19,49,335.98	33,20,53,483.33
2. Lease Hold Land Baner											
a> Lease Hold Land - Baner		1,54,41,563.00	-	-	1,54,41,563.00	5,14,718.77	5,14,718.77	-	10,29,437.54	1,44,12,125.46	1,49,26,844.23
b> Lease Hold Land - Baner - Construction			-	-	-	-	-	-	-	-	-
3. Furniture & Fixtures	25.89%	6,92,77,648.73	17,52,913.00	-	7,10,30,561.73	4,39,44,852.13	69,43,408.86	-	5,08,88,260.99	2,01,42,300.74	2,53,32,796.60
4. Library Books	18.10%	9,41,51,609.31	37,26,213.22	-	9,78,77,822.53	7,23,57,430.62	43,26,959.04	-	7,66,84,389.66	2,11,93,432.87	2,17,94,178.69
5. Equipment	18.10%										
a> Institute		1,31,50,81,209.82	12,89,04,212.18	-	1,44,39,85,422.00	95,65,29,741.90	8,36,31,445.86	-	1,04,01,61,187.76	40,38,24,234.24	35,85,51,467.92
b> Fetal Liver project		2,00,000.00	-	-	2,00,000.00	1,84,322.79	2,837.58	-	1,87,160.37	12,839.63	15,677.21
6. Vehicles	39.30%	13,11,895.00	-	-	13,11,895.00	13,01,393.66	4,127.03	-	13,05,520.69	6,374.31	10,501.34
Total A		1,96,81,45,031.87	16,09,70,008.40	-	2,12,91,15,040.27	1,20,97,41,068.84	11,23,92,830.45	-	1,32,21,33,899.29	80,69,81,140.98	75,84,03,963.03
Capital WIP											
A) Lease Hold Land-Baner-Construction		17,48,412.00	-	-	17,48,412.00	-	-	-	-	17,48,412.00	17,48,412.00
Total B		17,48,412.00	-	-	17,48,412.00	-	-	-	-	17,48,412.00	17,48,412.00
Total (A+B)		1,96,98,93,443.87	16,09,70,008.40	-	2,13,08,63,452.27	1,20,97,41,068.84	11,23,92,830.45	-	1,32,21,33,899.29	80,87,29,552.98	76,01,52,375.03

Note: The aforesaid expenditure is incurred out of Govt. Grants, disposal of which is subject to conditions attached to these Grants.



NATIONAL CENTRE FOR CELL SCIENCE, PUNE - 411 007.

SCHEDULES FORMING PART OF BALANCE SHEET AS ON 31.03.2019

SCHEDULE 6 - INVESTMENTS - OTHERS

Amount (Rs.)

Particulars	Amount (Rs.)	
	2018-19	2017-18
Bank Fixed Deposit	1,000.00	1,000.00
Grand Total	1,000.00	1,000.00



NATIONAL CENTRE FOR CELL SCIENCE, PUNE - 411 007.

SCHEDULES FORMING PART OF BALANCE SHEET AS ON 31.03.2019

SCHEDULE 7 - CURRENT ASSET LOAN AND ADVANCES

Amount (Rs.)

Particulars	2018-19	2017-18
CURRENT ASSET		
Cash-in-hand	50,000.00	50,000.00
SAVING ACCOUNTS		
Axis BANK	2,19,091.00	2,11,587.00
Bank of India - 4911	15,32,89,219.42	11,31,87,298.57
Bank of India - 4912	17,19,59,823.15	6,73,12,304.31
State Bank Of India	2,93,26,137.79	2,26,02,795.55
SBI,PUNE - DBT JRF CELL	-	1,18,493.00
CURRENT ACCOUNT		
Bank of India - CD-83	-	100.00
Bank of India CD-318	-	12,50,481.80
TOTAL (A)	35,48,44,271.36	20,47,33,060.23
LOAN AND ADVANCES		
Advance-LTC	1,58,507.00	-
Advance - TA/DA	1,88,100.00	-
Advance - Contingency	1,64,460.00	-
Staff Computer Advance	50,756.00	1,10,450.00
Staff Vehicle Advance	9,321.00	25,669.00
Deposit for Compressor for AC Plant	38,29,000.00	38,29,000.00
Deposit to DAE-University Campus	59,77,000.00	59,77,000.00
Equipment-Security Deposit	38,663.60	38,663.60
Gas Deposit	49,650.00	49,650.00
MSED Deposit	73,12,600.00	73,12,600.00
MSED Deposit (Kothrud)	2,82,200.00	-
Telephone Deposit	1,21,701.00	1,21,701.00
Advance for International Conference on Microbiome Res.	7,50,000.00	10,00,000.00
Prepaid Expenditure Postage	3,737.00	3,737.00
TDS Receivable FY 2016-17	8,65,968.00	8,65,968.00
TDS Receivable FY 2017-18	6,20,934.00	6,20,934.00
TDS Receivable FY 2018-19	8,08,568.00	-
Sundry Debtors	9,64,533.00	
Project Receivable	9,89,800.00	
TOTAL (B)	2,31,85,498.60	1,99,55,372.60
Grand Total	37,80,29,769.96	22,46,88,432.83



NATIONAL CENTRE FOR CELL SCIENCE, PUNE - 411 007.

SCHEDULES FORMING PART OF BALANCE SHEET AS ON 31.03.2019

SCHEDULE 8 - INCOME FROM SALES/SERVICE

Particulars	Amount (Rs.)	
	2018-19	2017-18
Cell Culture Workshop	70,240.00	-
Cell Line Authentication	25,323.00	9,000.00
Cell Line Handling	69,05,368.68	41,92,787.95
FACS Analysis Charges	88,000.00	1,32,950.00
Fragment Analysis Charges	36,000.00	-
GC MS Analysis	-	1,41,600.00
Guest House\ Hostel Fees	2,72,287.00	2,54,871.00
Mycoplasma Testing Charges	21,600.00	-
Grand Total	74,18,818.68	47,31,208.95




NATIONAL CENTRE FOR CELL SCIENCE, PUNE - 411 007.

SCHEDULES FORMING PART OF BALANCE SHEET AS ON 31.03.2019

SCHEDULE 9 - GRANTS/SUBSIDIES

Particulars	Amount (Rs.)	
	2018-19	2017-18
GRANTS/SUBSIDIES	46,50,00,000.00	42,90,00,000.00
Grand Total	46,50,00,000.00	42,90,00,000.00



QNT373A00DM 12898-80004

NATIONAL CENTRE FOR CELL SCIENCE, PUNE - 411 007.

SCHEDULES FORMING PART OF BALANCE SHEET AS ON 31.03.2019

SCHEDULE 10 - FEES/SUBSCRIPTIONS

Amount (Rs.)

Particulars	2018-19	2017-18
Tender Fees	50,004.00	88,500.00
Grand Total	50,004.00	88,500.00



CNT373A00M L2698-80004

NATIONAL CENTRE FOR CELL SCIENCE, PUNE - 411 007.

SCHEDULES FORMING PART OF BALANCE SHEET AS ON 31.03.2019

SCHEDULE 11 - INTEREST EARNED

Amount (Rs.)

Particulars	2018-19	2017-18
Bank Interest Earned	85,69,246.00	51,10,425.00
Interest On Staff Computer Adv.	41,841.00	36,797.00
Interest On Staff HBA	1,92,744.00	1,51,613.00
Interest On Staff Vehicle	46,668.00	51,112.00
Penal Interest	-	-
Grand Total	88,50,499.00	53,49,947.00



CNT373A00DM 12698-60004


NATIONAL CENTRE FOR CELL SCIENCE, PUNE - 411 007.

SCHEDULES FORMING PART OF BALANCE SHEET AS ON 31.03.2019

SCHEDULE 12 - OTHER INCOME

Amount (Rs.)

Particulars	2018-19	2017-18
Income Tax Refund	-	3,78,840.00
Application Fee	53,200.00	3,04,935.00
Conti.- (Misc. Income) - (Auditorium Charges)	76,000.00	15,000.00
Buy Back	32,100.00	-
Hostel Charges Recovery	3,31,432.00	1,05,368.00
Income from Road Show	2,03,412.00	-
License Fee	2,21,063.00	-
Ph.D Fees	15,81,695.00	12,76,350.00
Registration Fees-Seminar	64,410.00	-
Sale of Scrap	1,05,642.00	4,20,907.00
Transit House Charges	76,633.00	-
Mis Income	40.00	2,49,737.00
Interest Earned on MSED Security Deposit	-	-
Usage of Premises for ATM	2,177.00	43,049.00
Conti. Misc. Income	-	77,384.00
Grand Total	27,47,804.00	28,71,570.00



NATIONAL CENTRE FOR CELL SCIENCE, PUNE - 411 007.

SCHEDULES FORMING PART OF BALANCE SHEET AS ON 31.03.2019

SCHEDULE 13 - ESTABLISHMENT EXPENSES

Amount (Rs.)

Particulars	2018-19	2017-18
Salaries	20,71,92,783.87	25,47,28,798.79
Bonus	-	-
Contribution to Provident Fund	1,14,39,867.00	1,41,45,203.00
Contribution to NPS	49,21,373.00	41,97,601.00
Grand Total	22,35,54,023.87	27,30,71,602.79



CN177AADDN L2698-80004

NATIONAL CENTRE FOR CELL SCIENCE, PUNE - 411 007.

SCHEDULES FORMING PART OF BALANCE SHEET AS ON 31.03.2019

SCHEDULE 14 - OTHER ADMINISTRATIVE EXPENSES

Amount (Rs.)

Particulars	2018-19	2017-18
Consumables	6,82,71,359.42	4,79,21,524.00
Contingencies (as per attached details)	3,16,03,665.94	2,67,76,298.60
TA-DA	61,48,581.08	58,26,400.38
Work On Contract	4,19,26,803.00	3,79,30,613.00
Bank Charges	15,923.12	45,237.86
Eligibility Fees	14,150.00	7,500.00
GST Fee	1,000.00	-
Rent Rates and Taxes	7,32,16,760.00	7,14,64,837.00
Grand Total	22,11,98,242.56	18,99,72,410.84




NATIONAL CENTRE FOR CELL SCIENCE, PUNE - 411 007.

SCHEDULES FORMING PART OF BALANCE SHEET AS ON 31.03.2019

CONTINGENCIES BIFURCATION

Amount (Rs.)

Particulars	2018-19
Conti-Local Conveyance	21,95,980.00
Conti-Advertisement and Publicity	29,89,624.42
Conti-Vehicle Petrol Exps	1,83,247.00
Conti-Auditors Remunerations	33,630.00
Conti-Fees Registration & Membershi Chg	3,37,369.80
Conti-Honorarium	8,74,857.00
Conti-Hospitality Expenses	10,92,277.00
Conti-Vehicle Insurance	27,249.00
Conti-Laundry Exps	1,44,734.00
Conti-Meeting Exp.	8,62,682.00
Conti-Membership Fees and Subscriptions	7,300.00
Conti-Misc. Purchase	20,96,563.00
Conti-MIS EXP	2,39,954.00
Contingency	28,684.00
Conti-Postage and Telephone	23,26,775.00
Conti-Printing and Stationery	43,71,478.96
Conti-Professional & Legal Charges	14,42,501.32
Conti- Purchase of Material	17,723.00
Conti-Repairs and Maintenance	24,50,470.60
Conti-Repairs and Maintenance- Contract	72,07,805.00
Conti-Repairs and Maintenance - Vehicle	36,307.00
Conti-Seminar / Symposia	25,58,561.76
Conto.-Training/Workshop/Seminar	5,259.08
Conti.-Int. on GST	72,633.00
Grand Total	3,16,03,665.94



SCH. "15" : SIGNIFICANT ACCOUNTING POLICIES AND NOTES ON ACCOUNTS FOR THE YEAR 2018-2019

A. SIGNIFICANT ACCOUNTING POLICIES

1) ACCOUNTING CONVENTION :

The financial statements are prepared on the basis of historical cost convention, unless otherwise states and on the accrual method of accounting

2) INVENTORY VALUATION :

Inventory is valued at cost or realizable value whichever is less. At the year end value of inventory is NIL.

3) INVESTMENTS :

Investments classified as " long term investments" are carried at cost

4) REVENUE RECOGNITION

All Receipts are accounted for on accrual basis except Guest House/ Hostel fees & FDR interest.

5) FIXED ASSETS :

Fixed assets are stated at cost of acquisition inclusive of inward freight, duties and taxes and incidental and direct expenses related to acquisition.

6) DEPRECIATION /AMORTIZATION:

i) Depreciation is provided as per rates specified in the Companies Act 1956 at W.D.V. method except depreciation on cost adjustment arising on account of conversion of foreign currency liabilities for acquisition of fixed assets, which is amortized over the residual life of the respective assets. Depreciation is provided at half the rate for assets purchased after 30th september.

ii) Assets costing Rs. 5000/- or less each are fully provided.

iii) The annual amortization expense for a leasehold land is the cost of the leasehold land divided by the lease term, assuming straight-line amortization.

7) GOVERNMENT GRANTS/SUBSIDIES :

i) Where the Government Grants are in the nature of capital contribution, i.e., they are given with reference to the total or part investment or by way of contribution towards its total or part capital outlay, are recognized as "Contribution towards Capital Fund" under head "Corpus/Capital Fund" and if received as compensation for expenses or losses incurred or to be incurred in a previous accounting period are recognized as income under income & expenditure account. Grants received from Sponsoring agencies for specific Projects are recognized as " Earmarked Funds"

ii) Government grants/subsidy's are accounted on realization basis.

8) FOREIGN CURRENCY TRANSACTION:

Transactions denominated in foreign currency are accounted at the exchange rate prevailing at the date of the transaction.

9) RETIREMENT BENEFITS :

i) Liability towards gratuity payable on deth/retirement of employees is made on the basis of estimated liability to the extent of employees retiring in next five years.


ii) Provision for accumulated leave encashment benefit to the employees is accrued and computed on the assumption that employees are entitled to receive the benefit as at each year end.


10) CURRENT ASSETS, LOANS & ADVANCES.



It is explained to us that, the value of all current assets, advances and deposits, outstanding income and other realisable assets, if any, are not less than their realisable value in the ordinary course.

Date: 20.08.2019

Place: Pune


20-8-19
Officer 'C' Accounts
NCCS


20/8/2019
Director
NCCS

FOR ASHOK PATIL & ASSOCIATES,
CHARTERED ACCOUNTANTS,
FIRM REG. NO. 122045W


(SAURABH P. AGRAWAL)
PARTNER
M. NO. 131312

SCH. "16" : CONTINGENT LIABILITIES AND NOTES ON ACCOUNTS FOR THE YEAR 2018-2019

- 1) The Accounts are prepared as per the common format of accounts for all Autonomus Institute as per letter No. BT/MED/NCCS/ADMN/2002 dtd.June 10,2002 of Department of Biotechnology, New Delhi and comptolier & Auditor General of India letter No. OA-VII(MISC/CORRES/2002-03/1165)dtd.16 October 2002.
- 2) As per the standard accounting practices depreciation on Fixed Assets has been provided from 2002-2003 as per the rates specified in the Companies Act,1956
- 3) Taxation:- Inview of there being no taxable income under Income Tax Act 1961, No provision for Income Tax has been considered necessary.
- 4) It is explained by the management it has maintained fixed assets register and has also conducted physical verification of fixed assets during the financial year 2018-19. We verified the fixed assets register as well as fixed assets on random basis.
- 5) As informed to us, the land on which the NCCS complex is situated is owned by the State Government of Maharashtra. Agreement for the ground rent/ lease rent payable, if any, for the use of land is not entered into and no provision in respect of the same has been made.
- 6) As informed to us, the land situated at Baner, is owned by the Municipal Corporation of Pune. Agreement for the same has been executed by paying requisite stamp duty to the State Government of Maharashtra.
- 7) Interest earned on investment of capital grants has been credited to the Income & Expenditure Account and interest earned on Grants received towards Earmarked funds has also been credited to their respective project fund account.
- 8) Unspent/Overspent grants and receivables in respect to Projects are subject to confirmation from the granting authorities, reconciliation and consequential adjustments, if any.
- 9) Amount of GST credit, GST payable and GST TDS are subject to reconciliation.


10) EARMARKED/ENDOWMENT FUND :


i) As explained to us, Grants/Funds received from Sponsoring agencies for specific Projects are recognised as " Earmarked Funds". These Grants/Funds are credited to respective Project Funds as per the norms associated with these Projects. In some instances, the said funds received directly from these Sponsoring Agencies without any prior maping towards the projects. These unmaped funds are credited to "Suspence Account" till the maping done or any written communication received by/from these sponsoring agencies. The Suspence account having balance amount of Rs. 88,98,516.96/- is due to not able to map the grant received from sponsoring agency, the same will account for to the concern project after getting the payment advice from the sponsoring agency.

ii) Negative balances are due to fund are not received timly from Sponsoring agency.

Date: 20.08.2019

Place: Pune


Officer 'C' Accounts
NCCS


Director 20/8/2019
NCCS




FOR ASHOK PATIL & ASSOCIATES,
CHARTERED ACCOUNTANTS,
FIRM REG.NO. 122045W



(SAURABH P. AGRAWAL)
PARTNER
M. NO. 131312

Annexures - I
Receipt Details of Earmarked Funds


Sr.No.	Project Name	Amount
1	BANK INTEREST	51,83,693.00
2	CSIR/TG/9941/18-HRD-APOORVA PARULEKAR	1,24,405.00
3	DBT/CTEP/02/201800474-MS.DINISHA KAMBLE	1,39,015.00
4	DR.KAMLESH JANGID/ITS/2018/000153	33,271.00
5	INTERNATION CONFERENCE(ICMR)-DR.SHOUCHE	40,000.00
6	ITS/2018/000044-BISNIS 2018-DR BHAGWAN REKADWAD	68,672.00
7	ITS/2018/002049-PRANAY RAMTEKE	1,56,687.00
8	ITS/2018/003022-KUSUM DHAKAR	1,57,397.00
9	ITS/2018/003191-MR.DIPATRAJ CHOUDHARY	1,53,840.00
10	ITS/2018/003276-DR PRAVEEN RAHI	71,002.00
11	ITS/4196/2017-18 MS.DEEPATI TOMAR	32,101.00
12	NCCS	3,24,613.00
13	AB/JK/DBT-RA-DR.AMEY DIPAK BENDRE	7,27,480.00
14	AB/MW/BIOCARE/07/9813-AMRUTA BARHANPURKAR	36,290.00
15	AM/BT/PR25893/GET/119/174/2017-AMITABHA MAJUMDAR	19,61,280.00
16	AM/DBT-WELLCOME-DR. MAJUMDAR	27,99,176.00
17	AN/MW/SR/WOS-A/LS-25/2018(G)-DR.AMRUTA NAIK	10,59,000.00
18	AS/BT/PR-10708-DR. SHIRAS	20,06,946.00
19	AS/BT/PR-10852-DR. SHIRAS	6,87,830.00
20	AS/BT/PR-15178-DR.ANJALI SHIRAS	11,99,500.00
21	AS/BT/PR28506-DR.ARVIND SAHU	25,04,800.00
22	AS/BT/PR-8739-DR. SHIRAS	5,40,113.00
23	AS/BT/PR-9725-DR. A K SAHU	14,77,315.00
24	AS/DST/ID-02-DR. SAHU	1,22,633.00
25	AS/DST/INDO-UK/02.05.14-01.05.16-Dr. Shiras	4,33,894.00
26	AS/DST/VI-D&P/551-DR.SHIRAS	59,79,534.00
27	AS/ICMR/90-DR. SHIRAS	10,91,489.00
28	AS/UNILEVER-DR. SHIRAS	10,94,551.00
29	ASWINI DHAMANGE/NASI/620/3/18-19	5,61,600.00
30	AY/EEQ/2016/000752	9,00,000.00
31	BAHIR/WOS-A/LS-602/2016(G)-DR.MANJUSHREE BAHIR	14,983.00
32	BIVALKAR/WOS-A/LS/2016(G)-DR. SHALMALI BIVALKAR	10,00,665.00
33	BS/BT/IN/INFECT-ERA/33-Dr BHASKAR SAHA	19,81,591.00
34	BS/DST/INDO-UK/P-123-DR.BHASKAR SAHA	11,87,373.00
35	BS/SERB/JCB/2018-DR.BHASKAR SAHA	19,00,000.00
36	(CICS) ISRF- FELLOWSHIP-MR SUJIT SHAH	4,00,605.00
37	CSIR	8,54,930.00
38	DBT BINC FELLOWSHIP	4,82,190.00
39	DBT FELLOWSHIP	3,31,52,683.00
40	DBT-JRF CELL	1,160.00
41	DBT-JRF PROGRAMME	1,19,653.00



42	DM/BIRAC-DR.MITRA	4,88,000.00
43	DM/JCB/18-19-DR.MITRA	18,49,460.00
44	DM/SERB-003331-DR.D.MITRA	8,51,000.00
45	DP/YSS/SERB/2015/000513-DR. DHIRAJ PAUL	2,00,000.00
46	DS/BT/PR 25883-DR DEEPA	14,85,576.00
47	DST INSPIRE FELLOWSHIP	22,86,423.00
48	DS/WELLCOMETRUST-DR. DEEPA	6,13,368.00
49	GK/BT/MED/30/VNCI-Hr-BRCA/2015-DR. KUNDU	21,16,507.00
50	GK/BT/PR-14430-DR. KUNDU	12,31,521.00
51	GK/BT/PR-28794-DR.GOPAL KUNDU	17,61,600.00
52	GK/BT/PR-3021-DR.KUNDU	2,48,699.00
53	GK/BT/PR-7665-DR. KUNDU	14,81,696.00
54	GK/DST/IMRCD/INNO-INDIGO-DR. KUNDU	20,00,133.00
55	GK/MANAV/PR27731/BID/7/828/2018-DR.GOPAL KUNDU	3,04,55,000.00
56	GL/BT/PR-14156-Dr. LAL	14,12,736.00
57	GL/BT/PR-15533-DR. LAL	13,36,549.00
58	GL/EMR/2016/007108-DR.GIRDHARI LAL	12,50,000.00
59	GL/KEMHRC/17-18-DR.G.LAL	48,70,095.00
60	GM/NAS/296/10/2013-14-DR. MISHRA	1,95,282.00
61	GM/NASI/PLATIUM JUBILEE CHAIR-DR MISHRA	27,95,740.00
62	ICMR	38,50,133.00
63	INSPIRE FACULTY AWARD/BATCH-13-DEEPIKA PURI	19,13,012.00
64	INSPIRE FACULTY AWARD-DR. JYOTI SINGH	1,76,772.00
65	INSPIRE FACULTY AWARD-DR.PRIYANKA DUTTA	19,00,000.00
66	INTRAMURAL PROJECT-001	25,16,894.00
67	IUSSFT/SONALI JATHAR	9,80,000.00
68	JJ/BT/PR27451/BRB/10/1655/2018-DR.JOMOM JOSEPH	28,43,129.00
69	JJ/SERB/001092	13,00,000.00
70	JK/DBT/WELLCOME-DR.JANESHKUMAR	39,06,898.00
71	JS/DBT/WELLCOME TRUST-DR JYOTI SINGH	24,23,080.00
72	LL-BT-PR-11928-DR. LIMAYE	9,42,148.00
73	LL/BT/PR-12696-DR. LIMAYE	16,61,164.00
74	LL/JAI RESEARCH FOUNDATION-DR.LIMAYE	7,91,558.00
75	MB/BT/CRS0400/PACE-1418-BIRAC-DR.MANOJ BHATT	5,55,000.00
76	MB/SERB/SR/HS-0136	64,508.00
77	MS-BT-PR-15889-DR. SANTRA	6,93,743.00
78	MS/BT/PR25181/NER/95/1061/2017-DR.MANAS SANTRA	8,70,000.00
79	MS/CSIR/37/(1655)/15/EMR-II-DR. SANTRA	3,08,030.00
80	MS/EMR/002277-DR. MANAS SANTRA	15,40,000.00
81	MS/HRD/NBA/39-DR.MANAS SANTRA	5,00,000.00
82	MS/PR-152/TWINNING-DR. MANAS SANTRA	4,44,982.00
83	MS/SR/SO/BB-100-DR. MANAS SANTRA	1,09,962.00
84	MW/BHU PROJECT-DR.MOHAN WANI	3,51,759.00
85	MW/HRD/35/01/04/2018-DR.M.WANI	9,06,970.00



86	MW/SERB/EMR/004441-DR.M.WANI	19,77,529.00
87	MW/SPPU/AYUSH/2018-19-DR.MOHAN WANI	5,00,000.00
88	NAS/141/7/2014-15-DR. RANI LEKHA	13,80,078.00
89	Newton Bhabha PhD Placement Programme-ANANTH PRASAD	3,364.00
90	NL/BT/PR-16655-DR. LENKA	7,53,796.00
91	NL/BT/PR-8219/31.03.14-30.03.16-Dr. Lenka	2,180.00
92	OP/EMR/2016/006589-DR.OM PRAKASH	9,06,377.00
93	OP/YSS/BT/PR-13969-DR. OM PRAKASH	4,84,205.00
94	PR/BT/IN/INDO-US/FOLDSCOPE/39/2015-DR.PRAVEEN RAHI	6,00,000.00
95	PROJECT OVERHEADS	24,048.75
96	PR/YSS/SERB/2015/000149 - DR. PRAVEEN RAHI	5,00,000.00
97	PS/CIPLA-DR. PADMA SHASTRY	1,24,277.00
98	PS/YSS/SERB/2014/000879-DR. PRASHANT SINGH	54,234.00
99	PUNE-BIOCLUSTER/01/2015-DR.SHEKHAR MANDE	9,39,10,173.00
100	PV/JJ/DBT RA-DR.PALLAVI VARSHNEY	5,94,986.00
101	RANI LEKHA /NASI/472/PLATIUMJUBILEE CHAIR-RANI LEKH	1,40,400.00
102	RC/BT/PR 26398-DR.RADHA CHAUHAN	32,87,300.00
103	RC/BT/PR7118/15-18-DR. RADHA CHAUHAN	12,144.00
104	RC/SERB/000272/18-19-DR.RADHA CHAUHAN	5,00,000.00
105	RC/SERB/RJN/48-DR.RADHACHAUHAN	13,47,357.00
106	RL/SR/WOS-ALS-456/2017(G)-RANI LEKHA	11,05,000.00
107	RS/BT/PR25368/NER/95/1161/2017-DR.ROHIT SHARMA	6,55,000.00
108	RS/BT/PR25490/NER/95/1220/2017-ROHIT SHARMA	5,10,000.00
109	RS/PR29526-DR ROHIT SHARMA	12,11,280.00
110	SANDHYA/DAE/35/14/31-BRNS/35127-DR. SITASAWAD	10,78,933.00
111	SB/BT/HRD/35/01/04/2017-DR.SHARMILA BAPAT	9,00,672.00
112	SB/INDO-AUSTRALIA SYMPOSIUM-DR. BAPAT	1,02,830.00
113	SC/BT/8068-DR. SAMIT CHATTOPADHYAY	63,426.00
114	SC/SB/S2/JCB/2013-18-DR.SAMIT	1,43,739.00
115	SERB & PDF	1,14,94,922.00
116	SK/YS/BT/PR19641-DR. SNEHAL KULKARNI	10,09,355.00
117	SM/BT/PR25395/NER-95/1177/2017-DR.SHEKHAR MANDE	4,90,000.00
118	SR/BT/PR-10855-DR. SRIKANTH	19,60,000.00
119	SR/DST/IMRCD/INNO-INDIGO-DR. RAPOLE	15,00,000.00
120	SR/INDO-U.S SCIENCE & TECHNOLOGY FORUM-DR.S.RAPOLE	12,48,842.54
121	SS/BT/PR-10286-DR. SHAILAZA SINGH	3,79,424.00
122	SS/BT/PR-16065-DR. SHAILAZA SINGH	32,180.00
123	SS/BT/PR-6037-DR. S SINGH	65,243.00
124	SS/NATIONAL CONF.EMERGING TRENDS IN DMS-REGN. FEES	2,45,324.00
125	SS/NATIONAL CONF. ON EMERGING TRENDS IN DMS-DBT	33,600.00
126	SS/NATIONAL CONF. ON EMERGING TRENDS IN D.M.S.-NASI	1,35,922.00
127	SUSPENSE ACCOUNT	30,05,458.96
128	UGC	16,060.00
129	VS/BT/PR 25858-DR V.SESHADRI	12,50,000.00




130	VS/SERB/2014/001093-DR. SESHADRI	11,00,000.00
131	VT/RLF-DR. VIDISHA TRIPATHI	12,10,378.00
132	VT/SERB/ECR/000242	11,50,000.00
133	YS/BHORUKA CHARITABLE TRUST-DR.SHOUCHE	2,65,650.00
134	YS/BIRAC-DR.YOGESH SHOUCHE	17,40,000.00
135	YS/BT/IN-FINLAND/10/YSS-DR.SHOUCHE	50,671.00
136	YS/BT/PR-20390-DR.SHOUCHE	8,09,174.00
137	YS/MS/RGSTC/FILE 2007-DR.SHOUCHE	33,15,404.00
138	YS/NCMR-DR.SHOUCHE	15,35,15,826.21
139	YS/TATA STEEL/PHASE I -DR.SHOUCHE	5,91,826.00
140	YS/TATA STEEL/PHASE II-DR.YOGESH SHOUCHE	11,80,000.00
141	ZK/WELLCOME-DR. ZAHID KAMAL	18,45,292.00
Total		46,57,56,968.46




Annexures - II
Expenditure Details of Earmarked Funds


Sr.No.	Project Name	Amount
1	CSIR/TG/9941/18-HRD-APOORVA PARULEKAR	1,24,405.00
2	DBT/CTEP/02/201800474-MS.DINISHA KAMBLE	1,39,015.00
3	DR.KAMLESH JANGID/ITS/2018/000153	33,271.00
4	INTERNATION CONFERENCE(ICMR)-DR.SHOUCHE	40,000.00
5	ITS/2018/000044-BISNIS 2018-DR BHAGWAN REKADWAD	68,672.00
6	ITS/2018/002049-PRANAY RAMTEKE	1,56,687.00
7	ITS/2018/003022-KUSUM DHAKAR	1,57,397.00
8	ITS/2018/003191-MR.DIPATRAJ CHOUDHARY	1,53,840.00
9	ITS/4196/2017-18 MS.DEEPATI TOMAR	32,101.00
10	NCCS	32,08,404.00
11	RECEIVABLE	13,747.00
12	YS/SB/SS/513/16-17-DR. SHOUCHE	28,732.00
13	AB/JK/DBT-RA-DR.AMEY DIPAK BENDRE	1,51,534.00
14	AB/MW/BIOCARE/07/9813-AMRUTA BARHANPURKAR	81,357.00
15	AM/DBT-WELLCOME-DR. MAJUMDAR	11,93,321.00
16	AM/ECR/2016/000429-DR.MUJUMDAR	2,12,870.00
17	AM/NBRC/RETURN HOME AWARD	5,200.91
18	AN/MW/SR/WOS-A/LS-25/2018(G)-DR.AMRUTA NAIK	52,517.00
19	AS/BT/PR-10708-DR. SHIRAS	12,92,303.00
20	AS/BT/PR-10852-DR. SHIRAS	4,57,308.00
21	AS/BT/PR-15178-DR.ANJALI SHIRAS	3,04,243.00
22	AS/BT/PR-8739-DR. SHIRAS	4,12,320.00
23	AS/BT/PR-9725-DR. A K SAHU	3,73,533.00
24	AS/DST/ID-02-DR. SAHU	3,76,688.00
25	AS/DST/INDO-UK/02.05.14-01.05.16-Dr. Shiras	4,50,836.00
26	AS/DST/VI-D&P/551-DR.SHIRAS	24,14,873.00
27	AS/ICMR/90-DR. SHIRAS	3,84,084.00
28	AS/PIRAMAL LIFE SCIENCE-DR. SHIRAS	23,283.00
29	AS/UNILEVER-DR. SHIRAS	6,68,206.00
30	ASWINI DHAMANGE/NASI/620/3/18-19	1,25,386.00
31	AY/EEQ/2016/000752	5,11,406.00
32	BAHIR/WOS-A/LS-602/2016(G)-DR.MANJUSHREE BAHIR	7,03,909.00
33	BIVALKAR/WOS-A/LS/2016(G)-DR. SHALMALI BIVALKAR	6,63,872.00
34	BS/BT/IN/INFECT-ERA/33-Dr BHASKAR SAHA	3,66,545.00
35	BS/BT/PR-3288/08.08.12-07.08.15-DR.SAHA	9,39,791.00
36	BS/CANCER-BT/01/COE - DR. SAHA	24,924.00



Sr.No.	Project Name	Amount
37	BS/CD40 CLUSTERING-BT/PR11939 - DR. SAHA	1,33,165.00
38	BS/DST/INDO-UK/P-123-DR.BHASKAR SAHA	5,11,170.00
39	BS/NOVEL STRATEGIES-DR. BHASKAR SAHA	4,14,664.00
40	BS/SERB/JCB/2018-DR.BHASKAR SAHA	68,800.00
41	(CICS) ISRF- FELLOWSHIP-MR SUJIT SHAH	3,94,783.00
42	CSIR	8,23,863.00
43	DBT BINC FELLOWSHIP	75,240.00
44	DBT FELLOWSHIP	1,32,84,821.00
45	DBT-JRF CELL	1,19,653.00
46	DM/BIRAC-DR.MITRA	30,050.00
47	DM/BT/PR-15450/COE/34/46(PROJECT2)-DR. MITRA	4,10,275.00
48	DM/JCB/18-19-DR.MITRA	7,09,302.00
49	DP/YSS/SERB/2015/000513-DR. DHIRAJ PAUL	6,680.00
50	DS/BT/PR 25883-DR DEEPA	9,99,244.00
51	DST INSPIRE FELLOWSHIP	22,99,695.00
52	DS/WELLCOMETRUST-DR. DEEPA	10,12,013.00
53	GADGIL/INSA/1376-PROF. GADGIL	359.00
54	GD/SB/S2/RJN-048/2017-DR. GAURAV DAS	2,36,533.00
55	GK/BT/MED/30/VNCI-Hr-BRCA/2015-DR. KUNDU	10,99,434.00
56	GK/BT/PR-14430-DR. KUNDU	5,15,504.00
57	GK/BT/PR-3021-DR.KUNDU	2,720.00
58	GK/BT/PR-7665-DR. KUNDU	10,18,112.00
59	GK/DST/IMRCD/INNO-INDIGO-DR. KUNDU	4,68,603.00
60	GL/BT/PR-14156-Dr. LAL	5,45,829.00
61	GL/BT/PR-15533-DR. LAL	4,21,506.00
62	GL/EMR/2016/007108-DR.GIRDHARI LAL	13,984.00
63	GL/KEMHRC/17-18-DR.G.LAL	21,96,502.00
64	GM/NAS/296/10/2013-14-DR. MISHRA	1,83,993.00
65	GM/NASI/PLATIUM JUBILEE CHAIR-DR MISHRA	9,99,647.00
66	ICMR	29,70,417.00
67	INSPIRE FACULTY AWARD/BATCH-13-DEEPIKA PURI	6,50,693.00
68	INSPIRE FACULTY AWARD-DR. JYOTI SINGH	4,18,284.00
69	INSPIRE FACULTY AWARD-DR.PRIYANKA DUTTA	8,80,682.00
70	INTRAMURAL PROJECT-001	1,66,586.00
71	IUSSFT/SONALI JATHAR	9,80,000.00
72	JJ/SERB/001092	3,45,170.00
73	JK/DBT/WELLCOME-DR.JANESHKUMAR	10,49,539.00
74	JS/DBT/WELLCOME TRUST-DR JYOTI SINGH	9,94,077.00
75	LL-BT-PR-11928-DR. LIMAYE	4,38,910.00
76	LL/BT/PR-12696-DR. LIMAYE	5,62,164.00



Sr.No.	Project Name	Amount
77	LL/DLS/48222-DR. LIMAYE	13,198.00
78	LL/JAI RESEARCH FOUNDATION-DR.LIMAYE	11,48,484.00
79	MB/SERB/SR/HS-0136	1,88,650.00
80	MS-BT-PR-15889-DR. SANTRA	4,72,322.00
81	MS/BT/PR-6690-DR.MANASSANTRA	50,903.00
82	MS/CSIR/37/(1655)/15/EMR-II-DR. SANTRA	1,81,653.00
83	MS/EMR/002277-DR. MANAS SANTRA	2,11,525.00
84	MS/PR-152/TWINNING-DR. MANAS SANTRA	68,982.00
85	MS/SR/SO/BB-100-DR. MANAS SANTRA	2,38,491.00
86	MS/UNILEVER-DR. MANAS SANTRA	3,47,189.00
87	MULTIPOTENT - DR. MISHRA & OTHERS	31,42,686.00
88	MW/BT/HRD/34/8-DR. WANI	27,249.00
89	MW/HRD/35/01/04/2018-DR.M.WANI	4,99,986.00
90	MW/SERB/EMR/004441-DR.M.WANI	25,000.00
91	NAS/141/7/2014-15-DR. RANI LEKHA	2,31,815.00
92	NE/SB/FT/CS-067/2014-DR. N D ERANDE	62,191.00
93	Newton Bhabha PhD Placement Programme-ANANTH PRASAD	3,896.00
94	NL/BT/PR-16655-DR. LENKA	4,72,200.00
95	NL/BT/PR-8219/31.03.14-30.03.16-Dr. Lenka	2,12,028.00
96	OP/EMR/2016/006589-DR.OM PRAKASH	2,37,956.00
97	OP/YSS/BT/PR-13969-DR. OM PRAKASH	4,70,603.00
98	PR/BT/IN/INDO-US/FOLDSCOPE/39/2015-DR.PRAVEEN RAHI	2,24,441.00
99	PROJECT OVERHEADS	94,928.21
100	PR/YSS/SERB/2015/000149 - DR. PRAVEEN RAHI	3,30,585.00
101	PS/CIPLA-DR. PADMA SHASTRY	18,91,531.00
102	PS/YSS/SERB/2014/000879-DR. PRASHANT SINGH	2,78,817.00
103	PUNE-BIOCLUSTER/01/2015-DR.SHEKHAR MANDE	6,69,597.00
104	PV/JJ/DBT RA-DR.PALLAVI VARSHNEY	4,23,914.00
105	RANI LEKHA /NASI/472/PLATIUMJUBILEE CHAIR-RANI LEKH	1,38,632.00
106	RC/BT/PR15450/COE/34/46(PROJECT3)-DR. RADHA CHAUHAN	5,57,880.00
107	RC/BT/PR 26398-DR.RADHA CHAUHAN	1,45,607.00
108	RC/BT/PR7118/15-18-DR. RADHA CHAUHAN	1,12,977.00
109	RC/SERB/RJN/48-DR.RADHACHAUHAN	7,55,295.00
110	RL/SR/WOS-A/LS-456/2017(G)-RANI LEKHA	1,36,735.00
111	RS/BT/PR25490/NER/95/1220/2017-ROHIT SHARMA	2,24,169.00
112	SANDHYA/DAE/35/14/31-BRNS/35127-DR. SITASAWAD	18,000.00
113	SB/BT/HRD/35/01/04/2017-DR.SHARMILA BAPAT	6,15,195.00
114	SB/GODAVARI BIOREFINERIES-DR.BAPAT	59,915.00
115	SB/INDO-AUSTRALIA SYMPOSIUM-DR. BAPAT	31,000.00
116	SC/BT/8068-DR. SAMIT CHATTOPADHYAY	1,36,572.00



Sr.No.	Project Name	Amount
117	SC/BT/PR-14746-DR.SAMIT	3,33,934.00
118	SC/BT/PR-3624-DR.SAMIT	1,66,718.00
119	SC/SB/S2/JCB/2013-18-DR.SAMIT	4,86,472.00
120	SERB MEETING-DR. SHOUCHE	3,69,262.00
121	SERB & PDF	76,68,054.00
122	SK/YS/BT/PR19641-DR. SNEHAL KULKARNI	7,71,996.00
123	SM/BT/PR-15450/COE/34/46 (CORE GRANT) - DR. MANDE	6,78,769.00
124	SM/BT/PR-15450/COE/34/46(PROJECT 1)-DR. MANDE	6,93,132.00
125	SM/BT/PR-3260/BRB/2012-17	41,524.00
126	SR/BT/PR-10855-DR. SRIKANTH	18,76,501.00
127	SR/DST/IMRCD/INNO-INDIGO-DR. RAPOLE	4,57,823.00
128	SR/INDO-U.S SCIENCE & TECHNOLOGY FORUM-DR.S.RAPOLE	9,76,603.68
129	SS/BT/PR-10286-DR. SHAILAZA SINGH	4,54,231.00
130	SS/BT/PR-16065-DR. SHAILAZA SINGH	4,16,154.00
131	SS/BT/PR-6037-DR. S SINGH	74,277.00
132	SS/NATIONAL CONF. ON EMERGING TRENDS IN DMS-DBT	1,88,503.00
133	SS/NATIONAL CONF. ON EMERGING TRENDS IN D.M.S.-NASI	30,122.00
134	SUSPENSE ACCOUNT	19,498.00
135	UGC	2,63,980.00
136	VS/BT/PR 25858-DR V.SESHADRI	21,903.00
137	VS/SERB/2014/001093-DR. SESHADRI	1,17,111.00
138	VT/RLF-DR. VIDISHA TRIPATHI	8,22,378.00
139	VT/SERB/ECR/000242	1,74,928.00
140	YS/BHORUKA CHARITABLE TRUST-DR.SHOUCHE	26,594.50
141	YS/BIRAC-DR.YOGESH SHOUCHE	29,492.00
142	YS/BRITISH COUNCIL - DR. SHOUCHE	4,69,420.00
143	YS/BT/IN-FINLAND/10/YSS-DR.SHOUCHE	91,995.00
144	YS/BT/PR-20390-DR.SHOUCHE	5,61,262.00
145	YS/BUTTERFLIES-BT/PR-8351 DR. SHOUCHE	6,050.00
146	YS/CLONE- DR. SHOUCHE	240.00
147	YS/ECOLOGICAL (PMU) PR-9712 - DR. SHOUCHE	6,23,700.00
148	YS/MS/RGSTC/FILE 2007-DR.SHOUCHE	4,28,366.00
149	YS/NCMR-DR.SHOUCHE	5,23,30,743.06
150	YS/TATA STEEL/PHASE I -DR.SHOUCHE	5,32,432.00
151	YS/TATA STEEL/PHASE II-DR.YOGESH SHOUCHE	1,04,329.00
152	YS/TECHNIQUE - DR. SHOUCHE	512.00
153	ZK/WELLCOME-DR. ZAHID KAMAL	27,25,993.00
Total		14,47,87,046.36

